



One planet
handle with care



Global Tourism
Plastics Initiative

GLOBAL TOURISM PLASTICS INITIATIVE

ANNUAL PROGRESS REPORT 2024

<https://www.e-unwto.org/doi/book/10.18111/9789284426782> - Wednesday, June 18, 2025 12:36:14 AM - IP Address: 85.75.37.158



UN Tourism

Copyright © 2025, World Tourism Organization (UN Tourism)

Cover image copyright: Adobe Stock/Xyz+

Global Tourism Plastics Initiative: Annual Progress Report 2024

ISBN (printed version): 978-92-844-2677-5

ISBN (electronic version): 978-92-844-2678-2

DOI: 10.18111/9789284426782

Published by the World Tourism Organization (UN Tourism)

First published: 2025

All rights reserved.

World Tourism Organization (UN Tourism)

Calle del Poeta Joan Maragall, 42

28020 Madrid, Spain

Tel.: (+34) 915 67 81 00

Website: www.unwto.org

E-mail: info@unwto.org

The designations employed and the presentation of material in this publication do not imply the expression of any opinions whatsoever on the part of the Secretariat of the World Tourism Organization, the United Nations Environment Programme (UNEP), or the Ellen MacArthur Foundation concerning the legal status of any country, territory, city or area, or of its authorities or concerning the delimitation of its frontiers or boundaries.

The findings, interpretations and conclusions expressed in the paper are entirely those of the authors and do not necessarily reflect the views of their affiliated organizations or the views and policies of their national governments. The lead and contributing authors and all experts consulted in the development of this report declare that they have no known competing financial interests or personal relationships that could have appeared to influence the work reported.

The mention of specific companies or products of manufacturers does not imply that they are endorsed or recommended by the World Tourism Organization, the United Nations Environment Programme, or the Ellen MacArthur Foundation in preference to others of a similar nature that are not mentioned.

The World Tourism Organization, the United Nations Environment Programme, or the Ellen MacArthur Foundation do not guarantee the accuracy of the data included in this publication and accept no responsibility for any consequence of their use.

The report/results do not constitute any form of advice, recommendation, representation or endorsement and are not intended to be relied on in making (or refraining from making) any specific investment or other decisions.

Recommended citation:

Global Tourism Plastics Initiative (2025), *Global Tourism Plastics Initiative: Annual Progress Report 2024*, UN Tourism, Madrid,

DOI: <https://doi.org/10.18111/9789284426782>.

This publication is protected by copyright. Therefore, and unless otherwise specified, no part of this publication may be reproduced, stored in a retrieval system or utilized in any form or by any means, electronic or mechanical, including photocopying, microfilm, scanning, without prior permission in writing. The World Tourism Organization, as copyright holder, encourages the dissemination of its work and is pleased to consider permissions, licensing and translation requests related to this publication.

Permission to photocopy this material in Spain must be obtained through:

Centro Español de Derechos Reprográficos (CEDRO)

Calle Alcalá, 21, 2º der.

28014 Madrid, Spain

Tel.: (+34) 913 08 63 30

Website: www.cedro.org

E-mail: cedro@cedro.org

For authorization of the reproduction of this work from outside of Spain, please contact one of CEDRO's partner organizations, with which bilateral agreements are in place (see: www.cedro.org/english?lng=en).

For all remaining countries as well as for other permissions, requests should be addressed directly to the World Tourism Organization. For applications see: www.unwto.org/unwto-publications.

ACKNOWLEDGEMENTS

Report coordination:

Svitlana Mikhalyeva, 10YFP Secretariat, United Nations Environment Programme

Report author:

Libera Zizai Assini, 10YFP Secretariat, United Nations Environment Programme

Support team:

Dirk Glaesser, Virginia Fernández-Trapa, Roxana Ashtari (World Tourism Organization); Constance Granier, Khyati Mynam (Ellen MacArthur Foundation); Jorge Laguna-Celis, Feng Wang, David Rubia, Hyejin Seo, Tunnies Srisakulchairak (United Nations Environment Programme).

The Global Tourism Plastics Initiative would like to thank all the signatory organisations which provided input for the development of this progress report. The full list of signatories that participated in the reporting exercise can be consulted in [Appendix A](#).

Reporting focal points for signatory organisations:

Natacha Loinger (Accor); Annemarie Voogt (All for Nature Travel); Randy Waland (Amsterdam Hostel); Frank Radstake (ANVR); Givette Perez Orea (Asociación Nacional de Cadenas Hotelerías); Narmin Aktash, Tural Ibrahimov (Azerbaijan Tourism Board); Thomas Loughlin (Booking.com); Elena Skalovskaia (Boutique Travel Experts); Andre Lima (Brazilian Tour Operators Association, Braztoa); William Latour (CHAO Hotel (Beijing)); Salim A. Salim (Chumbe Island Coral Park); Sandrine Chardonnereau, Florian Duprat (Club Med); Kendra Walsh (Conservation Collective); Philippos Drousiotis (Cyprus Sustainable Tourism Organization); Sheetal Behl (Department of Tourism & Cultural Affairs, Punjab (Punjab Tourism)); Philippe de Naeyer (deSter); Manuel Oliveira (Direção Regional do Ambiente e Mar, Madeira, Portugal (DRAM, Regional Directorate of the Environment and the Sea)); Vikas Tembhare (DTORR); Marco Mancuso (El Granado Hostel); Benjamin Davies (El Rio Hostel); Laura Kotyga (Evaneos); Alexandra Michat (EXO Travel); Lizzy Carter (Exodus); Jaume Mata (Fundació Visit València); Tatjana Peters (Futouris e.V.); Glenn Jampol (Global Ecotourism Network); Ariel Roi (Global Sustainable Tourism Council); Jasline Ng (Greenview); Diana Velázquez Cuéllar (Grupo Presidente); Gabriel Tan, Siddhant Vasudeva (Guava Amenities); Tiffany Lee, Joshua Wong (Hongkong and Shanghai Hotels (The Peninsula Hotels)); Manuel Cabrera (Hostal Rhodas); Andrea Giuliano (Hostel Cascabel); Emilia Prodea (Hostelling International); Sonia Vicente (Hostelworld Group); Camila Paulini (Iberostar); Saranova Martín (IbizaPreservation); Akashdeep Sharma (ITC Hotels); Christian De Boer (JayaHouse River Park Hotel); Ahmad Q (Jordan Geography Travel); Daniel Lozano (Karisma Hotels & Resorts); Surayyal Hizmi (Lombok Tourism Polytechnic); Marielle Tak-Koudijs (Matoke Tours); Hannah Chung (Melco); Pavnesh Kumar (Pacific Asia Travel Association); José Hernández Bautista (Palladium Hotel Group); Andrés de las Heras Calleja (Paradores); Danai Antonaki (Phāea); Julio Andrade (Pick-upau Environmental Agency); Magali Buffin, Wassim Daoud (PONANT Cruises); Jeff Parfrey (Pousada Serra Verde); Luz Alcántara (República Dominicana, Consejo Nacional para el Cambio Climático y Mecanismo de Desarrollo Limpio (Dominican Republic, National Council for Climate Change and Clean Development Mechanism)); Sanjay Ahirwal (Responsible Tourism Society of India); Reshma Ramgoolam (Rogers Hospitality); Monica Boroiba (Roteiros de Charme); Peter Marshall (RPM Program); Jorieke Graven (Sawadee Reizen); Emma Samson (Searious Business); Mike Peddie (Secret Scotland Tours); Masaru Takayama (Shunyoso Cultural Asset Preservation Society); Jaime Diaz Peralta (Sirenis Hotels & Resorts); Lata Chauhan (SITA, Travel Corporation India); Jennifer Klar (Six Senses); Sandra van der Linden (SNP Natuurreizen); Sukeerti Raikwar (Soulful Safaris); Kanika Jhunjhnuwala (Sudima Hotels); David Vidal (SunBreeze Hotel); Maria Ojajärvi (Suomen Ekomatkaajat Oy); Mafalda Borea (Sustainable First); Glenn Mandziuk (Sustainable Hospitality Alliance); José Antonio Sosa Guzman (Sustenta Travel); Vicente Ferreyra (Sustentur); Vasilis Karakousis (TEMES S.A.); Caitlin Crisostomo (Ten Knots Group); Anjali Mehra, Priyanka Rajgadkar (The Leela Palaces, Hotels and Resorts); Eve Layman (Thompson Okanagan Tourism Association); Roland Swensson (TopLokatie Sauerland); Ben Lynam (Travel Foundation); Jo Hendrickx (Travel Without Plastics); Veronika Blach (TUI

Care Foundation); Anita Oosterlee, Ian Corbett (TUI Group); Robert Skews (Turama Pacific Travel Group); Maria Vega (Vega Inn and Gardens); Yenny Silvia (Waterbom Bali); Elsie Gabriel (Young Environmentalists Programme Trust); Nishshanka De Silva (ZeroPlastic Movement).

This report was developed with the financial support of the following organisations:



Ministry for the Ecological
Transition and Territorial
Cohesion, France



**MINISTRY OF
FOREIGN AFFAIRS
OF DENMARK**
Danida

Ministry of Foreign Affairs
of Denmark



**Co-funded by
the European Union**

TABLE OF CONTENTS

Acknowledgements	3
Executive summary	6
1. INTRODUCTION	8
1.1 What is the Global Tourism Plastics Initiative?	8
1.2 What is the common vision?	8
1.3 What is the focus of this report?	9
2. SCOPE OF THE REPORT	11
2.1 Temporal reporting boundary	11
2.2 Plastics measurement approach	11
2.3 Challenges in comparing plastic metrics	12
3. OVERVIEW	13
3.1 Key facts on reporting organisations	13
3.2 2023 snapshot	14
3.3 GTPI work to support commitment implementation in 2023	15
3.4 Key findings	16
4. PROGRESS REPORT BY SIGNATORY TYPE	18
4.1 Accommodation, cruise, and vertically integrated businesses	18
4.2 Destinations	82
4.3 Suppliers	101
4.5 Tour operators, travel agents, and platforms	114
5. CONCLUSIONS	118
5.1 What is the current trajectory of the GTPI?	118
5.2 What are the future priorities?	120
5.3 Recommendations for the tourism sector	121
Appendices	122
Appendix A List of organisations required to report in 2023	123
Appendix B Plastic categorisation (I-III)	126
Appendix C Phased plastic reporting approach	131

EXECUTIVE SUMMARY

The third annual report of the Global Tourism Plastics Initiative (GTPI) presents the collective progress of signatory organisations in implementing their commitments to reduce plastic pollution and advance a circular economy of plastics across the tourism value chain in 2023.

The GTPI provides a structured action framework to support tourism businesses, governments, and other stakeholders in transitioning toward a circular plastics economy. Signatories commit to actions within five key areas: eliminating problematic and/or unnecessary plastics, moving from single-use products to reuse models or reusable alternatives, engaging the value chain to move towards more reusable, recyclable or compostable plastic packaging, increasing the amount of post-consumer recycled content in plastic packaging and items, and collaborating and investing to increase recycling and composting rates for plastics.

Annual reporting remains a core requirement for all signatory organisations, with 86 organisations submitting a progress update in this reporting cycle.

The report reflects the growing momentum of the GTPI, which grew by 47% in membership to reach a total of 204 organisations by the end of 2023. Accommodation providers and supporting organisations represent the largest share of signatories, while destinations continue to emerge as a growing category with greater potential to drive systemic change locally. Regional growth was particularly strong in Latin America and the Caribbean.

Key achievements in 2023 demonstrate a clear trajectory of continued progress:

- > **Eliminating problematic and unnecessary plastics** remains a top priority, particularly in food and drink services, hotel rooms, and bathrooms. Many signatories have successfully removed items where alternatives are readily available, while some accommodation providers are now extending these efforts to less commonly addressed areas such as kitchens.
- > **Adoption of reuse models and reusable alternatives** continues to gain momentum. Reuse initiatives remain most common in food and drink services and hotel rooms, with a notable increase in activity in kitchens. Supplier signatories are also innovating in this space, introducing closed-loop systems and refillable products, particularly in collaboration with large clients such as sports venues and airlines.
- > **Value chain engagement** has increased, especially through supplier collaboration and destination-level coordination. Accommodation providers are increasingly embedding circularity criteria in procurement processes. Destinations demonstrated increasing engagement with local stakeholders and tourists through legislation, campaigns, and education, while supporting organisations and tour operators worked to deliver technical guidance across their networks.

- > **Progress on increasing recycled content** has been more limited, with some confusion still evident between promoting recycling and increasing usage of recycled materials. Nevertheless, some accommodation providers have taken meaningful steps, including staff training and the introduction of internal guidelines aimed at boosting recycled content in products used in operations.
- > **Collaboration and investment** efforts are visible through continued action by accommodation providers to improve recycling systems, although details on the scale of investments remain limited. Destinations have demonstrated leadership by building cross-sector partnerships, supporting sustainable local initiatives, and promoting education and awareness around plastic use and management.

Many signatories continued to invest resources in 2023 to widen the scope and improve the accuracy of plastic weight measurements in their operations, with some revising their baseline year during this reporting cycle as a result. These ongoing efforts are essential to strengthen transparency and accountability across the initiative, helping to build a clearer picture of progress.

Looking ahead, deeper impact will require raising the ambition of commitments, strengthening supplier engagement, and better leveraging the networks of existing signatories to broaden participation. UNEP and UN Tourism remain committed to supporting signatories through capacity building, stakeholder engagement, and technical guidance to scale the initiative's global impact.

1. INTRODUCTION

This is the third annual report¹ of the Global Tourism Plastics Initiative (GTPI), which summarises the progress made by GTPI signatories in implementing their commitments throughout 2023.

1.1 WHAT IS THE GLOBAL TOURISM PLASTICS INITIATIVE?

The GTPI is an action framework aimed at supporting tourism stakeholders transition to a circular economy of plastics. It is led by the United Nations Environment Programme (UNEP) and UN Tourism (World Tourism Organization), in collaboration with the Ellen MacArthur Foundation, and is the tourism sector interface of the [Global Commitment](#). The core mission of the initiative is to unite the tourism sector behind a [common vision](#) to address the root causes of plastic pollution. The GTPI enables businesses, governments, and other tourism stakeholders to take concerted action, leading by example in the shift towards circularity in the use of plastics.

1.2 WHAT IS THE COMMON VISION?

“A circular economy for plastics, where plastics never become waste.”

To move towards this vision, signatories of the GTPI make individual commitments within five action areas:

- 1) [Eliminating](#) problematic and/or unnecessary plastic packaging and/or items by 2025.²
- 2) Moving from single-use to [reuse models](#) or [reusable alternatives](#) by 2025.
- 3) [Engaging the value chain](#) to move towards 100% of plastic packaging to be reusable, recyclable or compostable by 2025.
- 4) Taking action to [increase the amount of recycled content](#) (post-consumer recycled content) across all plastic packaging and items used by 2025.
- 5) [Collaborating and investing](#) to increase recycling and composting rates for plastics.

1 All signatories who had joined the GTPI by the end of the relevant reporting year were requested to submit a progress update in 2023 and 2022 (for progress achieved in 2022 and 2021 respectively). Previously, a [pilot report](#) was published on the progress made by six large accommodation providers and one supplier in 2020.

2 The Global Tourism Plastics Initiative (GTPI), developed under the One Planet Sustainable Tourism Programme—part of the 10-Year Framework of Programmes on Sustainable Consumption and Production (10YFP)—has been extended until 2030, following the adoption of the UN General Assembly resolution A/RES/76/202, which prolonged the overall 10YFP mandate until 31 December 2030. This report refers to a 2025 timeframe for signatory commitments, as these were established prior to the extension and were originally aligned with a 2025 target at the time of joining the GTPI.

Signatories also commit to [annual reporting and public disclosure of progress](#). Reporting is a mandatory requirement for all signatory organisations which joined the initiative prior to the start of the relevant reporting period. While large organisations³ are required to use the GTPI reporting platform, small organisations can choose to report via their own platforms.

1.3 WHAT IS THE FOCUS OF THIS REPORT?

The GTPI Annual Progress Report 2024 summarises the progress achieved by signatory organisations throughout 2023.

Progress is reported separately for the following five signatory categories:

- 1) accommodation, cruise, and vertically integrated businesses,
- 2) suppliers,
- 3) destinations,
- 4) supporting organisations, and
- 5) tour operators, travel agents, and platforms.

Individual company profiles are also included for large signatories to provide additional detail on their progress.

Signatories are required to report on the implementation of their commitments across five areas:

- 1) elimination of problematic and/or unnecessary plastic,
- 2) introduction of reuse models or reusable alternatives,
- 3) engaging the value chain,
- 4) increasing recycled content, and
- 5) collaboration and investment.

Reporting is considered a mandatory requirement for all signatories who joined the GTPI prior to the start of the 2023 reporting period. This requirement can be met either by submitting an update via the GTPI reporting portal for large organisations or by providing information on the implementation of GTPI commitments via a signatory's own platforms, such as a company website or sustainability report, for small organisations.

[All information in this publication is based on self-reporting by signatories. UNEP, UN Tourism and the Ellen MacArthur Foundation do not verify the data.](#)

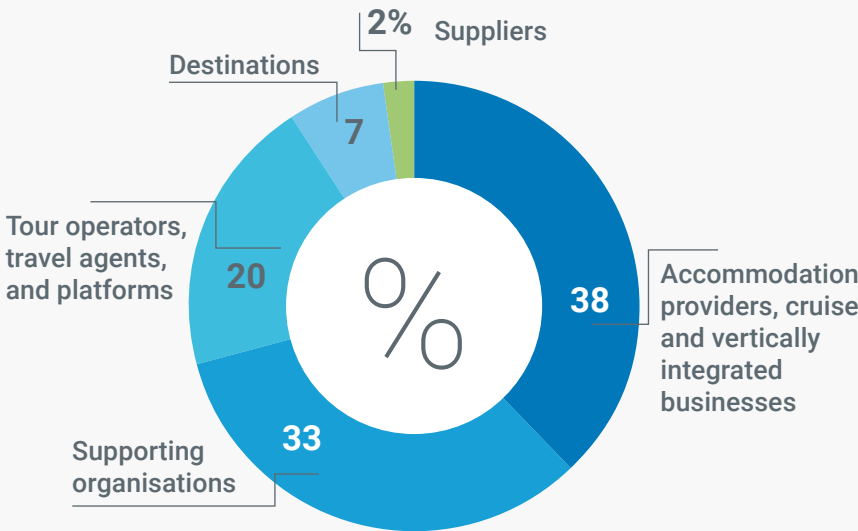
³ Small and medium-sized enterprises (SMEs) are non-subsidary, independent firms which employ fewer than a given number of employees. In the GTPI, the size of a signatory organisation is determined in alignment with the definition that applies in their country of residence. The most frequent upper limit designating an SME is 250 employees, as in the European Union.

Reporting compliance

- > 86 organisations submitted progress updates for the 2024 reporting cycle compared to 67 in the 2023 reporting cycle.
- > As in previous years, the submissions reflect the composition of the GTPI, with accommodation providers and supporting organisations submitting the highest proportions of submissions.
- > All large accommodation providers, suppliers, and destinations for which reporting via the GTPI reporting portal is mandatory complied with submitting the necessary updates on progress achieved implementing GTPI commitments.
- > Additionally, all supporting organisations and tour operators, travel agents, and platforms which joined the initiative prior to 2023 were invited to take part in the mandatory reporting exercise. 46% of the invited supporting organisations and 41% of the tour operators, travel agents, and platforms provided a progress update.

Organisations for which it was mandatory to report in 2023 are listed in [Appendix A](#).

FIGURE 1. GTPI 2024 REPORTING CYCLE SUBMISSIONS BY SIGNATORY CATEGORY



2. SCOPE OF THE REPORT

2.1 TEMPORAL REPORTING BOUNDARY

All information in the GTPI Annual Progress Report 2024 refers to activities undertaken in the calendar year 2023 unless otherwise stated.

2.2 PLASTICS MEASUREMENT APPROACH

Large accommodation providers, cruise operators, vertically integrated businesses,⁴ and suppliers of plastic items are required to measure the [total annual weight of plastic](#) used in their operations. Large accommodation providers, cruise operators, and vertically integrated businesses are also required to report the [weight of plastic per guest night](#) (note that this metric does not apply to suppliers). Small accommodation providers are encouraged to measure their plastic weight, but it is not a mandatory requirement for GTPI reporting.

To ensure a coherent reporting approach, signatories are encouraged to use the [GTPI Plastics Measurement Methodology for Accommodation Providers](#), which was developed through consultations involving GTPI signatories in 2022. The methodology is accompanied by two Excel tools to facilitate the calculation of plastic usage for individual properties and an overall company portfolio. The methodology sets out a framework to help signatories define their organisational and plastic reporting boundaries, key metrics, and data extrapolation approach.

The GTPI measurement methodology recognises that it can be difficult to introduce reporting for all plastic used in their operations in the same year. To facilitate data collection, the methodology recommends grouping plastic items and packaging types into three categories (I-III) and applying a phased reporting approach to gradually widen the measurement scope over subsequent reporting years. Further details on the categorisation of items and phased reporting approach can be found in [Appendix B](#) and [Appendix C](#).

Large accommodation providers, cruise operators, and vertically integrated businesses are required to mandatorily report on the weight of all plastic items and packaging types which fall into Category I in their first reporting year. Reporting for Categories II and III is expected to be introduced in the second and third reporting years. Inclusion of additional plastic categories is encouraged wherever possible. Where data is not readily available, a data collection plan should be put in place to enable ongoing improvements in the measurement scope.

4 'Vertically integrated business' refers to organisations which control various stages of the supply chain within the tourism sector. This includes owning travel agencies, airlines, hotels, and cruise lines, which allows them to manage and optimise the entire travel experience for their customers from start to finish.

2.3 CHALLENGES IN COMPARING PLASTIC METRICS

Differences in measurement scope

The plastics reporting scope differs across signatories due to differing reporting capacities. While some business signatories were able to provide data across all three plastic categories, others have concentrated on a subset of categories or may have provided partial coverage of plastic usage within a given category.

Differences in reporting scope should be considered when interpreting the plastic metrics provided by individual businesses to avoid drawing conclusions based on datapoints with limited comparability.

Variations in baseline year

According to the GTPI measurement methodology, compiling a full baseline for all three categories is expected to take a minimum of three years from the initial date when an organisation begins to submit annual reports. This approach is designed to allow business signatories the necessary time to implement data collection procedures in a phased manner.

The [GTPI Annual Report 2022](#) aimed for the first time to establish a baseline for the annual weight of Category I plastics used in operations by signatories. However, exchanges with signatories highlighted a need to adopt an even more tailored approach which accounts for the data collection capacity and measurement accuracy of each business to be able to set an accurate and reliable baseline.

In many cases, business signatories have continued to implement efforts to refine their plastic measurement methodology for this reporting cycle, working to increase measurement scope and improve data accuracy:

- > **Increased scope:** As recommended by the GTPI methodology, many businesses have broadened their measurement scope since previous reporting years to include items for which weight data was not previously available (this is commonly seen with Category III items for which organisations often do not have readily available item weights). Setting up data collection processes or implementing new inventory management systems takes significant time and financial investment.
- > **Improved accuracy:** Some businesses have revised previously submitted figures to account for improvements in unit weight measurement or to replace previous estimations and extrapolations with accurate calculations.

For some businesses, revised measurement scope and/or improvements in data accuracy has resulted in a revision of the baseline to be used for year-on-year weight comparisons.

Due to inconsistent year-on-year data comparability across business signatories, this report does not present aggregated plastic weight metrics. Instead, weight metrics are reported for each business in the individual company profiles (see pages [28–81](#) and [102–108](#)), which provide tailored organisational context to explain which datapoints are comparable for each business and which year should be considered as the baseline per plastic category.

3. OVERVIEW

3.1 KEY FACTS ON REPORTING ORGANISATIONS

This is the third annual reporting cycle of the GTPI. Reporting organisations include:

 33 accommodation providers (including one cruise operator) with:		
 Annual revenue, USD \$22.8 billion	 Guests per year 336 million	 Over 6 000 properties and more than 1 million rooms worldwide

**28 supporting**
organisations with over

**19 000 affiliated**
partners or network members

**2 major**
plastics suppliers with a combined
annual revenue of
US\$ 367 million

**17 tour** operators,
travel agents and platforms which
serve

**3.3 million**
customers per year (excluding
Booking.com) and booked over

**1 billion** room nights
via their platforms

**6 destinations**
including both national and
subnational tourism authorities

3.2 2023 SNAPSHOT

FIGURE 2. SIGNATORIES JOINING THE GTPI BY YEAR

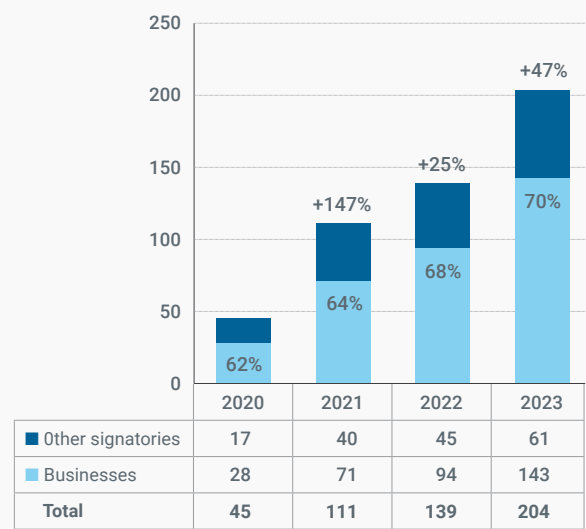


FIGURE 3. GTPI SIGNATORIES BY CATEGORY AS OF 31 DECEMBER 2023 (%)

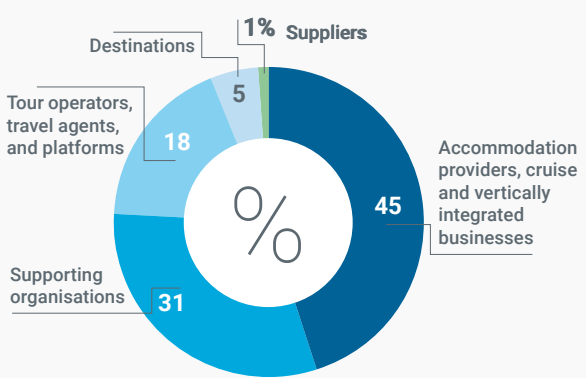
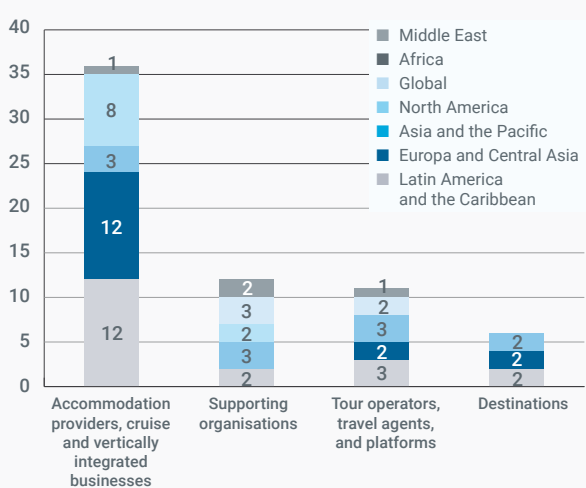


FIGURE 4. GTPI SIGNATORIES WHICH JOINED IN 2023 BY CATEGORY AND REGION OF OPERATION



- > The number of signatory organisations (legal entities) in the GTPI grew by 47% in 2023, reaching a total of 204 by the end of the year (Figure 2).
- > 70% of GTPI signatories were businesses (Figure 2).
- > Accommodation providers, cruise lines, and vertically integrated businesses and supporting organisations continued to be the largest signatory categories, accounting for 45% and 31% of signatories respectively (Figure 3).
- > 55% of the new organisations which joined the GTPI in 2023 were accommodation providers, cruise lines or vertically integrated businesses (Figure 4).
- > 29% of the new signatories in 2023 were based in Latin America and the Caribbean, which is the region with the highest number of new signatories joining in 2023. The regions of Europe and Central Asia and the Pacific also showed strong growth, accounting for 25% and 17% of new signatories respectively. (Figure 4). Many new signatories were brought to the initiative during this year by the promotion efforts of Sustentur, an NGO working on sustainable tourism in Mexico, and by the Indian government within the context of the 18th G20 Summit which was held in Delhi in 2023.
- > While the number of destinations in the GTPI more than doubled in 2023, rising from 4 to 10 organisations, no new suppliers have joined the initiative since 2020.

3.3 GTPI WORK TO SUPPORT COMMITMENT IMPLEMENTATION IN 2023

UNEP and UN Tourism, as co-leads of the GTPI, continued to support its implementation in 2023, in collaboration with the Ellen MacArthur Foundation, through targeted capacity building activities and technical support, strategic engagement in international fora, and stakeholder mobilisation.

The efforts undertaken in 2023 significantly enhanced the initiative's visibility, outreach, and impact worldwide:

Capacity building on reuse models

- > Between September 2023 and February 2024, the GTPI led a pilot workstream to identify and introduce reusable alternatives to phase out problematic plastic packaging and items in tourism operations. [Three technical training sessions](#) were organised, offering concrete alternatives, business cases, and strategies to engage staff and clients. A call for expressions of interest for bilateral support was also launched. Seven businesses (comprising 109 hotel properties and two cruise vessels) were provided with bilateral support based on criteria such as business type, size, geographical representation, and readiness for implementation.
- > Additionally, the GTPI developed [practical factsheets with detailed information on reusable products and packaging, decision trees, and case studies from the pilot businesses](#).

Destination-level interventions and trainings

- > Over 2023, the GTPI team delivered several collective and bilateral trainings, particularly to strengthen national and regional capacities in relation to the circular economy of plastics. Two online trainings were delivered in collaboration with GO4SDGs to public decision-makers and tourism sector stakeholders in Central Asia. An additional three training sessions (one in-person and two online) were delivered by the GTPI team within the framework of the Indian Presidency of G20.

Advocacy at international fora

- > Intergovernmental Negotiating Committee (INC-2): During the meeting held in Paris in May 2023, the GTPI was featured as part of an official high-level side event titled "[Solutions from the One Planet Network to Curb Plastic Pollution](#)".
- > The One Planet Sustainable Tourism Programme (STP) supported India during its 2023 presidency of the G20 in the development of the [Goa Roadmap for Tourism](#). The Goa Roadmap for Tourism, together with the G20 Tourism Ministerial Meeting Declaration, acknowledges the contributions of the GTPI. The Central Nodal Agency of India, representing the Ministry of Tourism, became a signatory of the GTPI. Within this framework, an official side-event titled "[Towards a circular economy of plastics in tourism – the Global Tourism Plastics Initiative](#)" was organised in Goa as part of the G20 programme.

3.4 KEY FINDINGS

Summary of progress

- > The GTPI grew by 47% in 2023, reaching a total of 204 organisations by the end of the year. As in previous years, this growth was primarily driven by new accommodation providers joining the initiative. However, there is also increasing growth in the number of destinations. It is important for the GTPI to understand how best to engage this signatory category to leverage its influence on the tourism sector and promote progress towards achieving GTPI objectives.
- > Signatories have continued to make progress in improving data accuracy and widening the measurement scope of their plastic weight data. As seen in 2022, signatories have worked to improve their data collection procedures, for example to increase coverage of business units and replace estimated unit weights with measured figures. In line with the [GTPI Plastics Measurement Methodology for Accommodation Providers](#), many signatories are also gradually expanding their measurement scope (especially for Category III of plastic packaging and items).
- > Accommodation providers show steady progress in eliminating problematic and unnecessary plastics and introducing reuse models. The number of organisations reporting implementation of elimination and reuse commitments has risen by 22% since 2022.⁵ Rooms and food and drink services continue to be the most common areas for implementation of commitments. Kitchens have emerged as a strong new area of focus following reported difficulties in previous years, while a lower number of organisations report progress this year on service areas and logistics compared to 2022.
- > Suppliers are implementing efforts to increase the relative share of reusable products sold compared to single-use plastic products, although there is still an overall increase in total plastic products sold compared to the baseline year. Suppliers report implementing innovative reuse models, developing alternatives to single-use plastic items made of upcycled materials, and investing in closed-loop recycling. As in previous years, suppliers continue to be the most common group with which other signatory groups report ongoing engagement to identify sustainable alternatives to single-use plastic items and to implement take-back schemes for plastic packaging.
- > Destinations have continued to grow as a signatory category and the quality of reporting is improving. Six destinations submitted progress updates in this reporting cycle compared to three in the previous round. As in the previous years, destinations report working with a broad cross-section of tourism stakeholders. They mainly guide the private sector in complying with plastics legislation and encourage sustainable behaviours among tourists through communication campaigns and educational initiatives related to plastic management, so as to create an appropriate enabling environment.

5 2022 refers to the previous reporting period.

- > **Supporting organisations and tour operators, travel agents, and platforms work to provide their network partners with technical guidance on how to better manage plastics in operations.** Activities include providing training, sharing technical materials, and raising awareness of plastic pollution among partners and tourists. Engagement methods remain consistent with previous years, with most signatories using social media channels to communicate successes with partners, while case studies were the least commonly used engagement method.

Challenges and areas for potential improvement

- > **Raising the ambition of signatory commitments is essential to maintaining the momentum built up by the GTPI.** As many signatories submit their third progress update for this reporting cycle, there is an increasing number of actions which are being repeatedly reported. While it is positive to see that progress is being maintained over time, recurring actions also suggest that it is appropriate for signatories to reflect on how to raise their level of ambition and commit to further measures of plastic reduction. Greater efforts are required to go beyond easy-win solutions, such as replacing miniature amenities bottles in hotel rooms with large, refillable containers, and to find solutions for items which are repeatedly being flagged as difficult to replace.
- > **Greater engagement with suppliers has the potential to unlock a structural transformation towards greater circularity and sustainability across the tourism value chain.** Many signatories, particularly accommodation providers, have made good progress in establishing sustainable procurement criteria and engaging individual supply partners. Yet, broader systemic change requires coordinated and strategic action. For example, significant shifts in supplier practices are unlikely without leveraging collective purchasing power of the tourism sector. By uniting efforts – particularly in key destinations with limited supplier options – signatories can amplify their influence and incentivise suppliers to align with GTPI principles and accelerate a sectoral transition toward more sustainable practices.
- > **Greater engagement is encouraged from signatories to raise awareness of the GTPI and promote new membership.** Despite a few highly engaged organisations, many signatories have not yet seized the opportunity to introduce their networks to the GTPI or monitor whether awareness-raising activities are resulting in new signatories joining the GTPI. It is important to leverage the reach of destination signatories as well as tour operators, travel agents, and platforms to actively promote the GTPI, share best practices, and support the continued growth of the initiative. As almost half of the reporting organisations within these signatory categories did not implement in 2023 activities aimed at encouraging their networks to join the GTPI, this indicates potential for further action.

4. PROGRESS REPORT BY SIGNATORY TYPE

4.1 ACCOMMODATION, CRUISE, AND VERTICALLY INTEGRATED BUSINESSES

89 signatories in this category were already part of the GTPI network in 2023 and were therefore invited to take part in this reporting exercise.

Report submissions were received from 33 organisations, including from one cruise line and one vertically integrated business (that operates hotels, cruise lines and airlines).

The reporting businesses have a combined annual revenue of \$22.8 billion and serve 336 million guests (or cruise passengers) per year across more than one million rooms.

This chapter is structured by the following commitment areas: elimination of problematic and/or unnecessary plastics; introduction of reuse models or reusable alternatives; engaging the value chain; increasing recycled content; and collaboration and investment.

Following the overview of progress achieved by all accommodation providers, individual company profiles are included on pages [28–81](#) to provide greater detail on actions taken by large accommodation providers to reduce their plastic usage.

Reporting requirements

The reporting format for accommodation providers differs depending on the size of the organisation. For large accommodation providers, generally defined as those with over 250 employees, it is mandatory to report via the GTPI reporting portal and to provide their [total annual weight of plastic](#) used in operations and [plastic weight per guest night](#).

For [small organisations](#), it remains mandatory to disclose progress, however, they can [choose to report via their own platforms](#) (e.g. company websites or annual sustainability reports). Small accommodation providers are encouraged to measure plastic usage if possible.

In this cycle, submissions were received from all 20 signatories in the category of large businesses for whom it was mandatory to report via the GTPI platform. An additional 13 smaller businesses also chose to submit progress reports via the GTPI platform.

Measuring plastics in tourism operations

Signatories continue to make efforts to improve their data accuracy by refining data collection procedures and expanding their measurement scope over time. As a result, baseline years continue to vary across organisations.

[Due to differing baselines and changes in data accuracy and measurement scope, this report does not present aggregated metrics.](#) Additional context is provided in individual company profiles around which datapoints should be considered baseline values. Percentage changes in plastic weight metrics are calculated if the signatory has provided comparable data.

Signatories which have revised their baseline year or otherwise adjusted previous figures during the 2024 reporting cycle are: [Accor](#), [Club Med](#), [Palladium Hotel Group](#), [PONANT Cruises](#), and [TEMES S.A.](#)

Summary of findings

- > The number of accommodation providers reporting progress on eliminating unnecessary and/or problematic plastics and introducing reuse models or reusable alternatives has risen by 22% since 2022.
- > As in previous years, rooms, bathrooms and food and drink services are the most common areas in which accommodation providers implemented commitments on elimination of plastics.
- > For the introduction of reuse models, the most common areas of implementation are food and drink services, rooms, and cleaning services.
- > Kitchens have emerged as a strong new area of focus; 33% of the reporting signatories report eliminating plastics and introducing reuse models in kitchens.
- > A lower number of organisations report progress this year on eliminating plastics in cleaning services, service areas and logistics compared to 2022, and no signatories report achieving full elimination in service areas or logistics.
- > The number of signatories establishing procurement criteria on reusability, recyclability and compostability has increased sharply by 69%, becoming the most common method of engaging the value chain to move towards reusable, recyclable and compostable packaging.
- > Accommodation providers are increasingly engaging with stakeholders beyond suppliers both to increase recycled content and increase recycling and composting rates, however there is limited information in signatory reports regarding the nature of this engagement.
- > 82% of accommodation providers report investing in the provision of training and means for staff to better sort solid waste (especially plastic waste).

REPORTING ORGANISATIONS

Accor	ITC Hotels Ltd.	Sirenis Hotels & Resorts
Amsterdam Hostel	Jaya House River Park Hotel	Six Senses
CHAO Hotel (Beijing)	Karisma Hotels & Resorts	Sudima Hotels
Chumbe Island Coral Park	Melco Resorts & Entertainment	SunBreeze Hotel
Club Med	Palladium Hotel Group	TEMES S.A.
El Granado Hostel	Paradores	Ten Knots Group
El Rio Hostel	Phāea	The Leela Palaces, Hotels and Resorts
Grupo Presidente	PONANT Cruises	TopLokatie Sauerland
Hongkong and Shanghai Hotels	Pousada Serra Verde	TUI Group (TUI Hotels, Marella Cruises, TUI Cruises)
Hostal Rhodas	Rogers Hospitality	Vega Inn and Gardens
Hostel Cascabel	Shunyoso Cultural Asset Preservation Society	
Iberostar		

Commitment area 1: Eliminating problematic and/or unnecessary plastic items and packaging by 2025

Implementation progress

- > Signatories reporting on the implementation of commitments to eliminate problematic and/or unnecessary plastic items and packaging have increased by 22% compared to 2022, representing 33 organisations.
- > As in previous years, rooms, food and drink services, and bathrooms are the most common areas in which signatories implemented elimination commitments. 91% of reporting signatories eliminated plastics in rooms, 70% in food and drink services, and 67% in bathrooms.
- > 33% of the reporting signatories eliminated plastics in kitchens, an area in which no action was reported in previous years. Actions include removing cling film, reducing usage of disposal gloves for food preparation, and purchasing ingredients in bulk or in larger containers.
- > Figure 6 shows the extent to which signatories have been able to completely remove from operations the problematic and/or unnecessary plastic types which they committed to eliminate for a given focus area versus cases in which they have only eliminated a subset of these items (which is noted as 'partial elimination').
- > The focus on cleaning services, logistics and service areas has decreased compared to 2022, with fewer signatories reporting progress in these areas.

FIGURE 5. NUMBER OF GTPI SIGNATORIES IMPLEMENTING COMMITMENTS PER ELIMINATION AREA

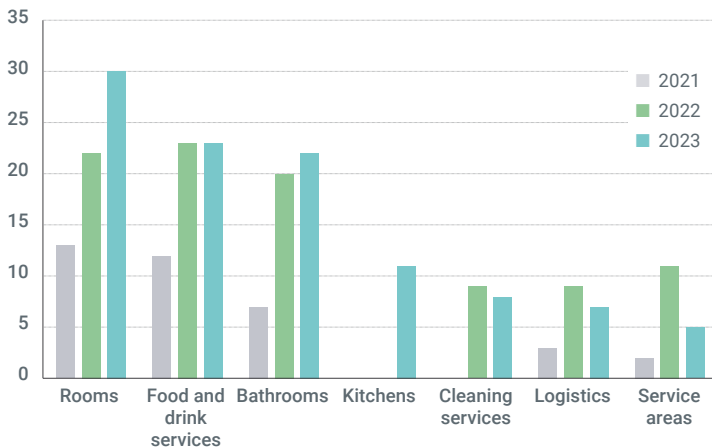
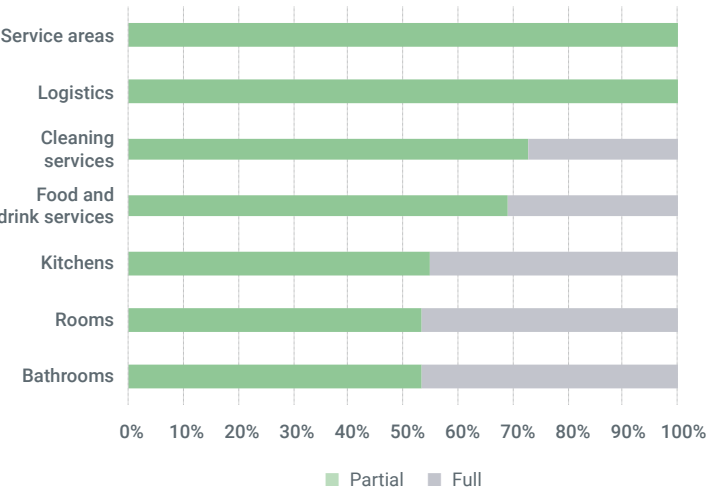


FIGURE 6. PROGRESS ON IMPLEMENTING GTPI COMMITMENTS ON ELIMINATION OF PLASTIC: FULL VERSUS PARTIAL IMPLEMENTATION



- > Common elimination actions remain similar to those reported in previous years. These include:
 - Removing miniature bathroom amenities containers and/or packaging around amenities.
 - Replacing dry amenities and associated packaging with options made of alternative materials, such as glass, paper, wood, aluminium, bamboo.
 - Providing items on request rather than as a default option (often driven by legislation aiming to reduce plastic consumption in the locations in which signatories operate).
 - Some signatories are beginning to tackle difficult items such as cling film (e.g. by introducing reusable containers and lids) and garbage bags (e.g. by reducing the frequency of replacement or not using bags in guest room bins).

Challenges

- > Service areas and logistics received less attention than other commitment areas, and there are no signatories reporting full elimination in these areas (Figure 6).
- > Many signatories report replacing single-use plastic items with other single-use options, such as paper packaging or items made of alternative materials (e.g. bamboo); it then becomes important to assess whether the alternative materials have a lower environmental impact than plastic to prevent burden shifting.
- > An increasing number of signatories is beginning to report similar actions as those included in previous reports, highlighting a need to maintain ongoing momentum beyond the implementation of quick-win solutions and to regularly revise the level of organisational ambition to continue to progress.

Highlights

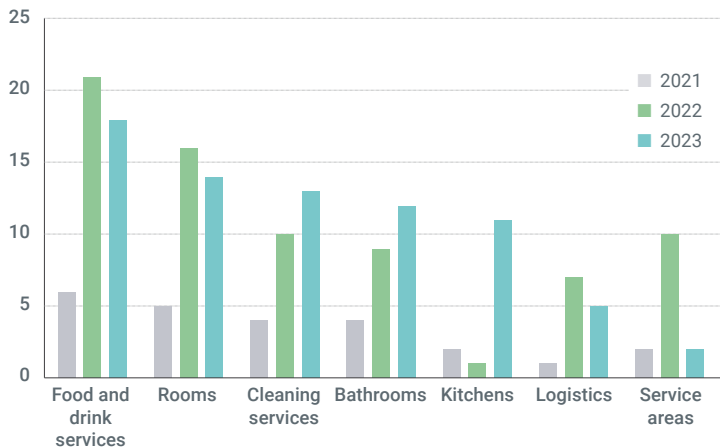
Garbage bags have been repeatedly mentioned by signatories as being difficult to eliminate from operations. An increasing number of organisations are beginning to re-evaluate this operational need, choosing to remove bags from some or all guest rooms (e.g. [Phāea](#), [TUI Group](#)) or emptying bags rather than replacing them daily to reduce consumption (e.g. [Hostal Rhodas](#), [El Granado Hostel](#), [Hostel Cascabel](#)). Others have chosen to introduce biodegradable alternatives (e.g. [CHAO Hotel Beijing](#)).

Commitment area 2: Moving from single-use towards reuse models or reusable alternatives by 2025

Implementation progress

- > The number of signatories reporting progress in moving towards reuse models has continued to increase, rising from 27 organisations in 2022 to 33 in this reporting year (2023).
- > As seen with the commitments on elimination, food and drink services and rooms remain the most common areas in which signatories have moved towards reuse models or reusable alternatives to plastic items and packaging. 55% of reporting signatories implemented reuse models in food and drink services and 42% implemented commitments in rooms.
- > 39% of reporting signatories implemented commitments in cleaning services, representing a marked increase from the previous reporting year.
- > Focus on introducing reuse models in kitchens has increased sharply, rising from one organisation reporting progress in this area in 2022 to 11 organisations (33%) in 2023.
- > Common actions reported by signatories include:
 - Replacing miniature bathroom amenities with larger, refillable containers.
 - Installing water filters and fountains to reduce plastic bottle consumption.
 - Replacing cleaning containers with larger options and working with suppliers to reuse them.

FIGURE 7. NUMBER OF GTPI SIGNATORIES IMPLEMENTING COMMITMENTS PER REUSE AREA



Challenges

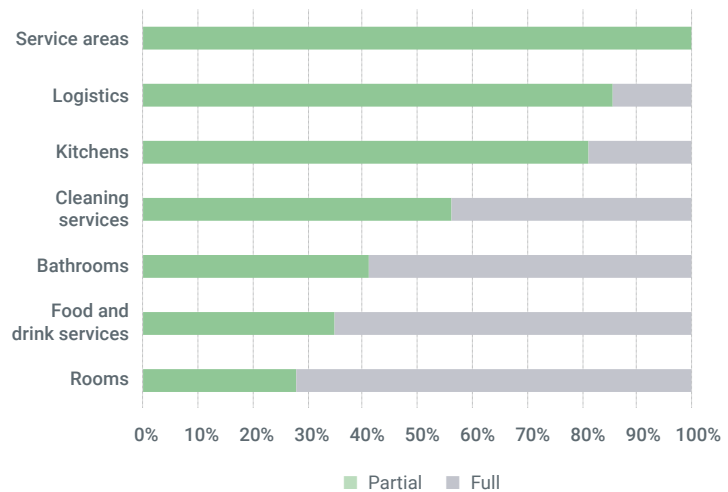
- > Only two signatories reported progress in service areas, reversing the increase seen in the previous reporting year (Figure 7). Neither of these two organisations achieved a full transition to reuse models (Figure 8).

Highlights

[Six Senses](#), a luxury hotel and resort brand with global operations, has worked with suppliers to implement new circular and take-back programmes. Measures have been implemented for a range of food and drink products, including

most recently introducing a container take-back scheme for fresh fish and bulk containers for alcoholic beverages. As an example, in Ibiza, Spain, Six Senses works with suppliers which each use uniquely coloured reusable boxes to facilitate returning them to the correct supplier. With 280 deliveries per week during the high season, this has significantly reduced single-use waste.

FIGURE 8. PROGRESS ON IMPLEMENTING GTPI COMMITMENTS ON INTRODUCTION OF REUSE MODELS - FULL VERSUS PARTIAL IMPLEMENTATION

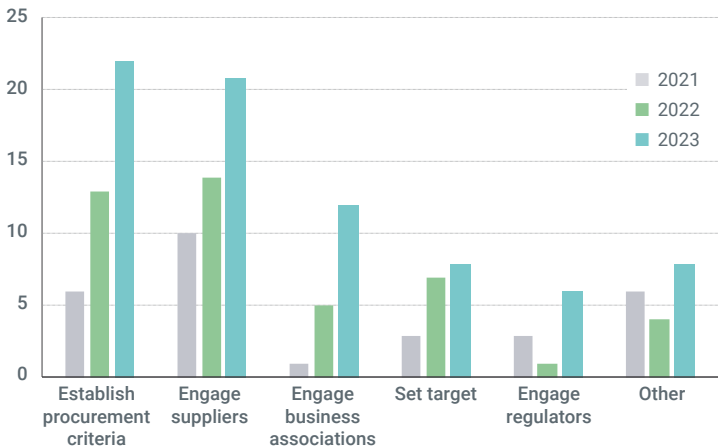


Commitment area 3: Engaging the value chain to move towards 100% of plastic packaging to be reusable, recyclable, or compostable by 2025

Implementation progress

- > The number of signatories establishing procurement criteria on reusability, recyclability and compostability has increased sharply by 69%, becoming the most common method of engaging the value chain.
- > Supplier engagement remains a popular method of working with the value chain; 64% of the reporting organisations report working with suppliers.
- > All engagement methods have been employed by a higher number of signatories compared to the previous reporting year.
- > Activities in the 'other' category include:
 - Requiring suppliers to adopt sustainability targets and commitments aligned with GTPI objectives.
 - Sharing internal policies on reducing single-use plastics or sustainable procurement charters with suppliers.
 - Raising awareness on plastics reduction among suppliers through speaking opportunities and training events.

FIGURE 9. NUMBER OF GTPI SIGNATORIES TAKING ACTION TO ENGAGE THE VALUE CHAIN



Challenges

- > Signatories do not report major challenges in this area beyond mentioning that sustainability requirements cannot always be applied universally across geographies and product types.
- > There is limited detail provided by signatories on specific targets set or which actions have been taken to engage business associations or regulators.

Highlights

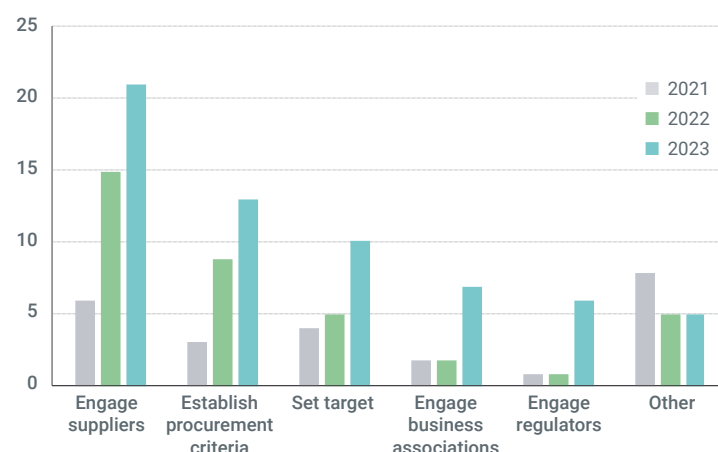
[Club Med](#), a resort operator with global operations, requires service and product providers to disclose information on product composition and recyclability and to collaborate with Club Med to implement readily available alternatives to reduce plastic use (for example, for dry amenities, wet amenities, water bottles).

Commitment area 4: Taking action to increase the amount of post-consumer recycled content across all plastic packaging and items used by 2025

Implementation progress

- > All actions have been implemented by a higher number of signatories compared to the previous year, except for the 'other' category.
- > 64% of reporting signatories engaged with suppliers (a 40% increase compared to the previous year) and 39% established procurement criteria (44% increase).
- > Increased engagement is reported with suppliers, business associations and regulators, although limited information is provided on how stakeholders besides suppliers are being engaged.
- > While 30% of accommodation providers report setting a target for the level of recycled content they aim to reach by 2025, there still is no detail in the reports on monitoring of progress against these targets.
- > Activities implemented in this commitment area include:
 - Increasing staff training and consumer education.
 - Engaging with suppliers to request sustainable packaging options.
 - Establishing internal guidelines on increasing recycled content.

FIGURE 10. NUMBER OF GTPI SIGNATORIES TAKING ACTION TO INCREASE RECYCLED CONTENT



Challenges

- > Confusion around this commitment area persists, as many reported activities refer to recycling rather than increasing recycled content in plastic items.

Highlights

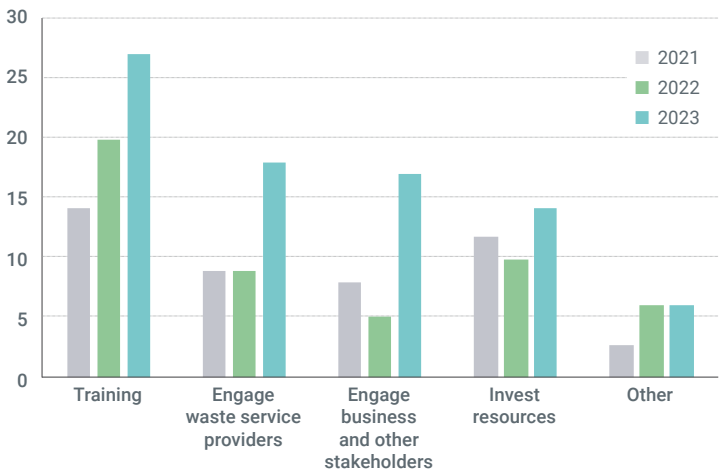
[Melco Resorts & Entertainment](#), an operator of integrated resorts across Asia and Europe, has introduced uniforms made of recycled polyethylene terephthalate (rPET) and is in the process of replacing uniforms with recycled polyester fibres for hotels in Macau (China) and Manila (Philippines). Tendering processes for new uniforms prioritise recycled fabric options and, at City of Dreams Manila and Melco hotels in Macau, chef uniforms are made from OEKO-TEX®-certified cotton and recycled polyester fibres.

Commitment area 5: Collaborating and investing to increase recycling and composting rates for plastics

Implementation progress

- > 82% of accommodation providers report provided training and means for staff to sort solid waste (especially plastic waste), according to local regulations, sustainability standards, and/or technical guidance from waste management service providers.
- > The numbers of signatories working with waste service providers, business stakeholders and the rest of the tourism sector have increased sharply.
- > 42% of reporting signatories invested resources to promote innovation to increase recycling rates.
- > Activities implemented under this commitment area include:
 - Training staff on waste disposal protocols to improve recycling rates and developing operational guides on waste recycling.
 - Collecting waste data from waste management service providers and working with specialised providers to recycle less common waste streams.
 - Establishing new contracts with recycling vendors to increase recycling rates.

FIGURE 11. NUMBER OF GTPI SIGNATORIES TAKING ACTION TO INCREASE RECYCLED AND COMPOSTING RATES



Challenges

- > There is very limited detail shared on the scale of investments being made to increase recycling and composting rates.
- > A wide range of actions are included in this area; signatories do not report particular challenges.

Highlights

Sirenis Hotels & Resorts, operating both in Europe and Latin America and the Caribbean, engaged an external environmental consultancy firm to support its single-use plastic elimination strategies and provide staff training. A dedicated staff member is responsible for properly separating special waste, which is then delivered to the supplier responsible for removing recyclables from the hotel and delivering them to an authorised final waste manager for reuse.

COMPANY REPORTING PROFILES



Signatory since 2020

ORGANISATION SIZE

REGIONS OF OPERATION

Africa
Asia and the Pacific
Europe
Latin America and the Caribbean
North America
West Asia



Guests per year

283 million



Rooms covered by measurement exercise

821 000

Annual revenue, USD

\$5.5 billion

REPORTING SCOPE

NUMBER OF PROPERTIES

2023 SCOPE
5 581 out of
5 581

Third-party verification of report data

Partial verification by third-party – auditing of the reporting process and sample hotels is undertaken by PricewaterhouseCoopers (PwC) for the Accor Annual Registration Document.

CATEGORIES I-III
I + II + III

2022 SCOPE
5 445 out of
5 445

Reporting period January 2023 – December 2023

2021 SCOPE
5 298

PLASTIC METRICS

Plastic category	TOTAL WEIGHT, TONNES (% change relative to baseline year)			WEIGHT PER GUEST NIGHT, GRAMS (% change relative to baseline year)		
	2021	2022	2023	2021	2022	2023
I	1 269.0	394.0 69% ↓	4 775.0	11.0	1.8 84% ↓	16.9
II	–	–	1 026.0	–	–	3.6
III	–	–	7 729.0	–	–	27.3
Total	1 269.0	394.0 69% ↓	13 531.0	11.0	1.8 84% ↓	47.9

Categories for which it is mandatory to report in each year (according to the GTPI Measurement Methodology for Accommodation Providers) are highlighted in orange.

BASELINE MEASUREMENT

In previous reporting years, Accor submitted data for a subset of Category I items only (i.e. wet and dry amenities). Accor has since eliminated these wet and dry amenities in nearly all hotels. **For 2023, Accor has therefore widened the scope of items measured across Categories I, II and III. Percentage changes are therefore not shown for this year as the data is not comparable to the previous year.**

Data submitted for 2023 will form the new baseline for future reporting cycles.

ADJUSTMENTS TO MEASUREMENT METHODOLOGY

Accor has established a measurement methodology to prioritise which plastic items and packaging to measure.

In 2023, Accor has been following a list of 78 single-use plastic items to eliminate from its hotels (including guest-facing and back-of-house items). Annual weight has been estimated for 23 of these 78 items, based on the following criteria:


- Weight is estimated for all items removed in less than 80% of Accor hotels. 47 have already been eliminated in an average of 85% of hotels and therefore are not estimated in this report.
- Weight has not been estimated for four items as they have been estimated to contain a very small amount of remaining plastic (i.e. tea bags, milk pods, coffee sticks, baking transfer sheets).

Weight per item is estimated based on average item weights and usage intensities per guest night.


Implementation progress by commitment area

ELIMINATION OF PLASTICS


AREAS OF FOCUS FOR 2023

**Rooms**

packaging | items


**Bathrooms**

packaging | items

**Food and drink services**


packaging | items

single portion or single serving packaging

**Cleaning services**

packaging | items

containers for cleaning products

**Kitchens**

packaging | items

cling film

Partial elimination

Full elimination

HIGHLIGHTS

- The percentages in the table below show the portion of hotels in which certain plastic items have been removed.
- All other plastics have been eliminated in more than 80% of Accor hotels.
- Work is underway with the Procurement team to source alternatives for remaining items.

AREA	ITEM/PACKAGING TYPE	FULLY ELIMINATED IN X% OF HOTELS
Rooms	Water bottles	75
Bathrooms	Undergarments for spa treatments	79
Food and drink services	Juice packaging	32
	Margarine & butter packaging	16
	Snack packaging	31
	Other packaging	54
Cleaning services	Cleaning gloves	45
Kitchens	Kitchen gloves	45

- PREVIOUS AREAS OF FOCUS (2022)
- rooms
 - bathrooms
 - food and drink services

❓ ITEMS ELIMINATED WITHIN REGULATORY FRAMEWORK BANNING SINGLE-USE PLASTIC

✓ **YES** A range of national legislation applies depending on property location. Since 2014, a high increase in plastic packaging reduction legislation has been observed globally.

A few representative plastic legislative measures to ban certain items include:




- France: plastic bags (introduced in 2016)
- France: disposable plastic cups, glasses and plates, plastic cotton buds (2020)
- France: take-away dishes (2022)
- Island of Dominica: all single-use plastic and polystyrene items (2019)
- Kenya: plastic bags (2017)
- Chili: plastic bags (2018)
- India: bags, cups and straws (2019)



In some locations, Accor had to keep individual dispensers due to national laws, for example in the United Arab Emirates due to regulations on 4-star hotels.





Refillable water solutions are also not possible to implement in Egypt and Saudi Arabia due to regulation.





INTRODUCTION OF REUSE MODELS





AREAS OF FOCUS FOR 2023

**Rooms**
 packaging |  items

**Bathrooms**
 items

**Food and drink services**
 packaging |  items
 single portion or single serving packaging

**Cleaning services**
 packaging |  items
 containers for cleaning products

**Kitchens**
 packaging |  items
 cling film

HIGHLIGHTS

The following alternatives for all areas were decided after discussions with Procurement, Marketing and local Sustainability teams:

- **Rooms:** Water bottles replaced with reusable glass bottles or filtered water.
- **Bathrooms:** Implementing semi-refillable or full refillable dispensers.
- **Food and drink services:** Wet wipes replaced with reusable alternatives in 4% of hotels. Water bottles (excluding in rooms) removed in 74% of hotels and introduction of reusable glass water bottles under implementation.
- **Cleaning services:** Containers for cleaning products and detergent bottles removed in 54% of hotels and replaced by reusable bottles.
- **Kitchens:** Kitchen gloves eliminated in 45% of hotels; all other plastics eliminated in more than 80% of hotels. Working with Procurement to source alternatives.

PREVIOUS AREAS OF FOCUS (2022)

- rooms
- bathrooms
- food and drink services

 Partial move to reuse models

 Full move to reuse models

ENGAGING THE VALUE CHAIN

- ✓ **Engaged suppliers** to provide data on recyclability and compostability of plastic packaging
- ✓ **Established procurement criteria** on reusability, recyclability, and compostability

It is mentioned in the Accor Responsible Procurement Charter that: “Suppliers pledge to increase the proportion of waste that is sorted and recycled by implementing processing streams for the main waste generated by their activities: selective collection, reuse, recycling or composting of bio-waste”. This **charter was signed by over 4500 referenced suppliers.**

Suppliers must also provide data on recyclability and compostability of their products when answering requests for proposal.

INCREASING RECYCLED CONTENT

- ✓ **Engaged suppliers** to provide data on percentage of recycled content in plastic packaging and items
- ✓ **Established procurement criteria** on percentage of recycled content in packaging and items

Accor aims to stop use of single-use plastic items and mostly pushes alternatives to plastic rather than increasing recycled content. In cases when it is not possible, Accor has indicated in its Responsible Procurement Charter that “Suppliers pledge to promote recycled and/or recyclable products.”

COLLABORATE AND INVEST

- ✓ **Training and means provided** for staff to sort solid waste
- ✓ **Engaged waste providers** to receive information on recycling rates

Accor has also created an operational guide on waste recycling in collaboration with the Design & Technical Services Department.

ORGANISATION SIZE

REGIONS OF OPERATION

Africa
Asia and the Pacific
Europe
Latin America and the Caribbean
North America



Guests per year
1.5 million

Annual revenue, USD
\$2.1 billion



Rooms covered by measurement exercise
21 182

REPORTING SCOPE

NUMBER OF PROPERTIES

2023 SCOPE

69 out of
69

CATEGORIES I-III
I + II + III

2022 SCOPE

66 out of
66

2021 SCOPE

45

Third-party verification of report data

Partial verification by third party – the elimination of single-use plastic water bottles is verified by auditors as part of the Green Globe Certification Standard (one of the commitments of Club Med’s Bye Bye Plastic Program)

Reporting period January 2023 – December 2023

PLASTIC METRICS

Plastic category	TOTAL WEIGHT, TONNES			WEIGHT PER GUEST NIGHT, GRAMS		
	2021	2022	2023 (revised baseline)	2021	2022	2023 (revised baseline)
I	35.5	135.3	393.3	6.1	13.2	52.8
II	49.8	76.4	95.7	8.5	7.4	12.8
III	60.6	85.9	176.5	10.4	8.4	23.7
Total	145.9	297.6	665.5	25.0	29.0	89.3

Categories for which it is mandatory to report in each year (according to the GTPI Measurement Methodology for Accommodation Providers) are highlighted in orange.

BASELINE MEASUREMENT

In 2022, Club Med has submitted revised baseline data to replace 2021 figures, as these were based on an extrapolation of 2022 information.

Due to ulterior improvements in measurement accuracy (see details below), Club Med has again submitted revised baseline data. **2023 will therefore be considered the baseline year for Club Med** for Categories I, II and III, and percentage changes will be calculated from the next reporting round.

ADJUSTMENTS TO MEASUREMENT METHODOLOGY

Following the establishment of a more efficient measurement process, Club Med has refined and improved its accuracy of data collection. This process enabled the identification of an additional 368 tonnes of plastics used in operations that had not been properly accounted for in previous measurement exercises.

More specifically, the following adjustments were made to the measurement approach:

- Improvements in accuracy of manual counting of item volumes (e.g. for garbage bags, quantities entered in previous years were probably by roll and not by plastic bag unit).
- Improvements in the estimation of net weights of items/packaging (e.g. the net weight of garbage bags has been increased from 6 grams to 50 or 60 grams).
- Additional items included in the measurement scope (e.g. keycards or the plastic film layer integrated on top of the cardboard raw material used for single-use tableware (allowing the material to be waterproof) were not reported the previous years).
- Additional resort included in measurement scope: Kiroro Peak.
- The increase of measurement scope from 66 to 69 properties is due to openings of new properties; properties are included in the reporting only once a full year of data is available.

Additionally, in order to improve measurement precision:


- Club Med has shifted towards collecting data by country rather than at global level or by business unit (BU) (e.g. water bottles were not systematically reported on all Europe Africa perimeters in 2022).
- Club Med has challenged BUs to align worldwide on the net weights of items within the same category.


Measurement scope:


- Club Med data includes all items from Categories I and II, as well as all Category III items from areas in which Club Med has GTPI commitments (i.e. bathrooms, rooms, food & beverage).
- Based on the total GTPI list of 58 items, Club Med reports volumes on 36 items. 22 items do not have reported volumes as they are linked to Club Med’s Bye Bye Plastic Program, meaning that they were either never used or have been fully eliminated.


Implementation progress by commitment area

AREAS OF FOCUS FOR 2023

 **Rooms**

 items

 Partial elimination

 Full elimination

HIGHLIGHTS

- **Rooms:** Disposable plastic cups, stirrers, slippers, laundry bags have been removed from the rooms. Due to hygiene issues, garbage bags have been reintroduced.

PREVIOUS AREAS OF FOCUS (2022)

- food and drink services
- bathrooms
- rooms



ITEMS ELIMINATED WITHIN REGULATORY FRAMEWORK BANNING SINGLE-USE PLASTIC



✓ YES


Straws, cups, cutlery, plates, and containers affected by legislation in France.


INTRODUCTION OF REUSE MODELS

AREAS OF FOCUS FOR 2023

**Food and drink services**
 items

**Cleaning services**
 containers for cleaning products

 Partial move to reuse models

 Full move to reuse models

HIGHLIGHTS

- **Food and drink services:** Cups, cutlery, plates fully have been replaced by reuse models.
- **Cleaning services:** Use of ozonated water has been introduced to disinfect surfaces rather than using detergents. This ozonated water comes in reusable, eco-friendly packaging, with a wall-mounted dispenser system. These measures were introduced as a trial in a few properties and wider deployment is still ongoing.

PREVIOUS AREAS OF FOCUS (2022)

- food and drink services
- bathrooms

ENGAGING THE VALUE CHAIN

- ✓ **Engaged suppliers** to provide data on recyclability and compostability of plastic packaging

As reported for 2021, service and product providers are required to disclose their product composition and recyclability, and to collaborate with Club Med to implement readily available alternatives to reduce plastic use (for example, dry amenities, wet amenities, water consumption). In 2022, Club Med has worked with suppliers to consolidate reporting processes. No additional actions were reported for 2023.

INCREASING RECYCLED CONTENT

- ✓ **Engaged suppliers** to provide data on percentage of recycled content in plastic packaging and items

Engaged with suppliers of key product families to develop product reuse and recycling models.

The priority of Club Med remains the elimination of plastic to the benefit of reusable items or disposable items made of materials other than plastic. Recycled plastic has been discussed for plastic bottles but not validated as a possible option internally.

COLLABORATE AND INVEST

- ✓ **Training and means provided** for staff to sort solid waste (especially plastic waste)
- ✓ **Engaged waste providers** to receive information on recycling rates

GRUPO PRESIDENTE

Signatory since 2023

ORGANISATION SIZE

REGIONS OF OPERATION

Latin America and the Caribbean



Guests per year
430 000

Annual revenue, USD
-



Rooms covered by measurement exercise
333 225 (plus covers)

REPORTING SCOPE

NUMBER OF PROPERTIES

2023 SCOPE

4 out of
28

Third-party verification of report data

None.

Reporting period January 2023 – December 2023

CATEGORIES I-III

I + II + III

2021 & 2022 SCOPE

N/A – Grupo
Presidente was
not yet a signatory
during these years

PLASTIC METRICS

	TOTAL WEIGHT, TONNES	WEIGHT PER GUEST NIGHT, GRAMS
Plastic category	2023 (first reporting year)	2023 (first reporting year)
I	-	-
II	-	-
III	-	-
Total	67.0	230.0

Categories for which it is mandatory to report in each year (according to the GTPI Measurement Methodology for Accommodation Providers) are highlighted.

BASELINE MEASUREMENT

The baseline year will be determined once the measurement is expanded to cover a greater portion of Grupo Presidente properties.

ADJUSTMENTS TO MEASUREMENT METHODOLOGY

Grupo Presidente has reported this year on 4 out of 28 properties, as these are the properties in which the company is piloting a plastic measurement exercise.







The current pilot methodology is based on an estimation of usage levels calculated using purchasing information; actual usage is not yet measured.

Implementation progress by commitment area

ELIMINATION OF PLASTICS	
AREAS OF FOCUS FOR 2023	HIGHLIGHTS
<div>Bathrooms<ul style="list-style-type: none"> packaging single portion or single serving packaging</div>	<ul style="list-style-type: none">• Bathrooms: Removed single-use items. Shampoo, conditioner, body wash and cream containers are reusable.• Rooms: Only strictly necessary plastic items are left in rooms.• Cleaning services: Only the necessary amenities are left in cleaning services.• Food and drink services: Single portion or single serving packaging is avoided; this is provided only on client request. <hr/> <p>PREVIOUS AREAS OF FOCUS (2022)</p> <ul style="list-style-type: none">• N/A – 2023 is the first reporting year for Grupo Presidente.
<div>Rooms<ul style="list-style-type: none"> items</div>	
<div>Cleaning services<ul style="list-style-type: none"> items</div>	
<div>Food and drink services<ul style="list-style-type: none"> single portion or single serving packaging</div>	
<div> Partial elimination  Full elimination</div>	

ITEMS ELIMINATED WITHIN REGULATORY FRAMEWORK BANNING SINGLE-USE PLASTIC

 No

INTRODUCTION OF REUSE MODELS	
AREAS OF FOCUS FOR 2023	HIGHLIGHTS
<div>Kitchens<div> cling film</div></div>	<ul style="list-style-type: none">• Kitchens: Grupo Presidente is searching for options to reduce the plastic film that is used in kitchens.• Food and drink services: Grupo Presidente is searching for options to reduce single serving condiments, water bottles, and all related single-use plastics. <hr/> <p>PREVIOUS AREAS OF FOCUS (2022)</p> <ul style="list-style-type: none">• N/A – 2023 is the first reporting year for Grupo Presidente.
<div>Food and drink services<div> single portion or single serving packaging</div></div>	
<div> Partial move to reuse models  Full move to reuse models</div>	

ENGAGING THE VALUE CHAIN

Suppliers are asked for technical data sheets of their products. Since not all suppliers in Mexico have sustainability plans, Grupo Presidente asks suppliers for their plans but it is not yet an essential criterion for supplier selection.

INCREASING RECYCLED CONTENT

- ✓ **Engaged business associations** to promote availability of data on percentage of recycled content in plastic packaging and items

Grupo Presidente remains more committed to increasing recycling of waste rather than increasing recycled content of products.

COLLABORATE AND INVEST

- ✓ **Engaged business and other key stakeholders** to discuss and take action to improve the performance of waste service providers

HONG KONG AND SHANGHAI HOTELS (THE PENINSULA HOTELS)

Signatory since 2020

ORGANISATION SIZE

REGIONS OF OPERATION Asia and the Pacific Europe North America	 Guest nights 1 million	Annual revenue, USD \$1 billion
	 Rooms covered by measurement exercise 3 134	

REPORTING SCOPE


NUMBER OF PROPERTIES	2023 SCOPE 12 out of 12	Third-party verification of report data None.
CATEGORIES I-III I + II , partial coverage of III	2022 SCOPE 10 out of 10	Reporting period January 2023 – December 2023
	2021 SCOPE N/A – HSH was not yet a signatory in 2021	

PLASTIC METRICS

Hong Kong and Shanghai Hotels (HSH) decided not to disclose company-level plastic weight data.

Implementation progress by commitment area

ELIMINATION OF PLASTICS

AREAS OF FOCUS FOR 2023	HIGHLIGHTS
 Bathrooms  packaging  items  single portion or single serving packaging	<ul style="list-style-type: none">• Bathrooms: Launched a sustainable bathroom amenities line in 2019 which continues to be in place in 2023. This line features 99.9% non-petroleum plastic products, using alternatives such as aluminium with recycled content, paper packaging and wood. The only remaining plastic items are toothpaste caps and blade protectors for shavers. HSH uses compostable plastic for items that need to be waterproof, such as shower caps (this is an on-request item in certain hotels).
 Food and drink services  packaging	<ul style="list-style-type: none">• Food and drink services: Hotels continued to focus on removing all remaining food and beverage dine-in plastic items, for example one hotel switched to rice paper straws. On a group-level, HSH is preparing to launch a sustainable, non-plastic takeaway packaging line which will remove plastic packaging for takeaway items. Some hotels are progressing in advance, for example one hotel which switched to using sugarcane-derived material for takeaway cup lids.
 Rooms  single portion or single serving packaging	
 Partial elimination  Full elimination	

PREVIOUS AREAS OF FOCUS (2022)

- bathrooms
- food and drink services
- rooms
- cleaning services

- **Rooms:** Most hotels have already transitioned away from using single-use plastic water bottles for guestrooms. In 2023, one hotel switched to using aluminium bottles which can be recycled after use and another hotel switched to glass. Other alternatives that have been adopted are Tetra Pak containers and on-site filtration and bottling systems.

ITEMS ELIMINATED WITHIN REGULATORY FRAMEWORK BANNING SINGLE-USE PLASTIC

✓ YES

- California has mandated that all single-use plastic packaging and foodware should be reusable, recyclable or compostable (meeting ASTM D6400-19/ ASTM D6868-19 standards) and encourages using bio-degradable products or aluminium by 2032.
- Chicago has banned the free distribution of single-use utensils in food and beverage outlets, which can only be provided upon request of customers.
- France banned the use of single-use plastics (plates, cups and cutlery) for dine-in meals in 2023.
- In China, certain single-use plastic hotel toiletry items are banned from being offered to guests free of charge and must only be provided on request. This ban came into effect in 2022 for star-rated hotels, and will be expanded to other hotels, guesthouses and homestays by 2025.

INTRODUCTION OF REUSE MODELS

AREAS OF FOCUS FOR 2023



Cleaning services



containers for cleaning products



Food and drink services



single portion or single serving packaging



Partial move to reuse models



Full move to reuse models

HIGHLIGHTS

- **Cleaning services:** Earlier implemented actions were maintained in 2023. As previously reported, Ecolab cleaning products are distributed throughout the hotels via an in-house duct system. Bulk containers of cleaning supplies are purchased instead of individual bottles; these containers are used to refill the in-house system from which the housekeeping team retrieves the supplies as needed to minimise wastage.
- **Food and drink services:** HSH is still exploring ways to introduce reusable models for mini-bar food and beverage items. In 2023, one hotel trialled using reusable metal containers for their snack selection.

PREVIOUS AREAS OF FOCUS (2022)

- cleaning services
- food and drink services

ENGAGING THE VALUE CHAIN

- ✓ **Engaged suppliers** to provide data on % of recycled content in plastic packaging and items
- ✓ **Engaged business associations** to promote availability of data on recyclability and compostability of plastic packaging
- ✓ **Established procurement criteria** on reusability, recyclability, and compostability

Value chain engagement approach is unchanged from 2022. Expectations for suppliers’ environmental stewardship are set out in the HSH Supplier Code of Conduct, which encourages their reduced use of single-use plastics and the use of sustainable material alternatives. For specific items which have set targets to transition away from plastics, these criteria have been included in the CRS Concierge, HSH’s internal responsible procurement guidelines. HSH also engages directly with suppliers to obtain the necessary data and information on recyclability and compostability to validate such claims, as well as working with hospitality consortiums to look for innovative materials that are sustainable and practical for hotel operations.

INCREASING RECYCLED CONTENT

- ✓ **Engaged suppliers** to provide data on % of recycled content in plastic packaging and items
- ✓ **Engaged business associations** to promote availability of data on % of recycled content in plastic packaging and items
- ✓ **Established procurement criteria** on % of recycled content in packaging and items

As reported in 2022, HSH is working with a hospitality consortium to aggregate knowledge and continue to look for innovative materials that are sustainable and practical for hotel operations.

COLLABORATE AND INVEST

- ✓ **Training and means provided** for staff to sort solid waste (especially plastic waste)
- ✓ **Engaged waste service providers** to receive information on recycling rates
- ✓ **Invested resources** to promote innovation to increase recycling rates

In 2023, HSH continued with the training and waste data collection approaches reported in 2022. Relevant staff are trained on proper waste disposal protocols to improve recycling rates at each site of operations. The group Corporate Responsibility and Sustainability department holds training with relevant colleagues on single-use plastics to ensure operations globally are aware of local legislations and the group’s expectations around phasing away from single-use plastics. In most HSH operations, waste collectors submit monthly waste data to local teams so each operational unit may report their waste data in the group’s CRS data management platform. Some operations are also working with specialised organisations to recycle waste not commonly collected by waste collectors.

IBEROSTAR GROUP

Signatory since 2020

ORGANISATION SIZE

REGIONS OF OPERATION

Africa
Europe
Latin America and the Caribbean



Guests per year
8 million

Annual revenue, USD
\$4 billion



Rooms covered by measurement exercise
29 637

REPORTING SCOPE

NUMBER OF PROPERTIES

2023 SCOPE
57 out of 57

CATEGORIES I-III

I + II, partial coverage of **III**

2022 SCOPE
57 out of 57
(revised)

2021 SCOPE
57

Third-party verification of report data

No - Iberostar annual reports follow the methodology of the Global Reporting Initiative (GRI). Hotels in Brazil, Jamaica, Mexico and the Dominican Republic (i.e. AME hotels which represent approximately 50% of Iberostar stays) are subjected to annual audits by Earthcheck since 2019. In the EMEA region, 33 Iberostar hotels are also certified.

Reporting period January 2023 – December 2023

PLASTIC METRICS

Plastic category	TOTAL WEIGHT, TONNES (% change relative to baseline year)			WEIGHT PER GUEST NIGHT, GRAMS (% change relative to baseline year)		
	2021 (cat. I and II baseline)	2022	2023 (cat. III baseline)	2021 (cat. I and II baseline)	2022	2023 (cat. III baseline)
I	271.2	202.8 25% ↓	179.0 34% ↓	42.7	17.4 59% ↓	13.5 68% ↓
II	47.2	57.6 22% ↑	52.0 10% ↑	7.4	4.9 34% ↓	3.9 47% ↓
III	–	–	155.0	–	–	11.73
Total	318.3	260.4 18% ↓	386.0	50.1	22.3 55% ↓	29.2
Additional metrics (optional)				2021, %	2022, %	2023, %
Annual percentage of industrial-compostable plastics used/ purchased out of total annual weight of plastics purchased/used:				–	–	82.0

Categories for which it is mandatory to report in each year (according to the GTPI Measurement Methodology for Accommodation Providers) are highlighted in orange.

BASELINE MEASUREMENT

As recommended in the GTPI measurement methodology, Iberostar has gradually increased the measurement scope to cover Categories I, II and III by the third reporting year.

The increase in overall plastic weight in 2023 reflects this increased measurement scope.

Percentage changes in the table above are all calculated relative to 2021 as the baseline year. For future reporting years, 2021 will be the baseline year for Categories I and II, whereas 2023 will be the baseline year for Category III.

ADJUSTMENTS TO MEASUREMENT METHODOLOGY

The organisational reporting boundary includes 57 hotels that are directly operated by Iberostar. Iberostar also owns a further 35 hotels which are considered out of reporting scope as they are operated by third parties.

Iberostar has reviewed all items in use and established a prioritisation of the main relevant items for the organisation to report on in the following years. All items used in Categories I and II are measured. For Category III, Iberostar currently measures nine item types which represent the highest usage levels in current operations (i.e. disposable bath salt packaging/containers, disposable gloves, disposable piping bags/pastry sleeves, plastic beverage bottles (750 ml and above), plastic syrup bottles/juice concentrates, shower caps, vacuum bags (for food/sous vide cooking), vanity kits, water bottles (above 750 ml).


Other Category III items in use are not measured as item weights have not yet been collected or volumes of single-use plastic are considered insignificant.


For items which have different weights depending on the destination, for example, a coffee capsule may vary from 3g to 5g across properties, Iberostar uses the most commonly reported weight for the overall weight calculation.


Implementation progress by commitment area


ELIMINATION OF PLASTICS


AREAS OF FOCUS FOR 2023





Logistics
 packaging





Kitchens
 cling film




Food and drink services
 items



Cleaning services
 items

 Partial elimination

 Full elimination

HIGHLIGHTS

- **Logistics:** Definition of Sustainability Performance Index audit to review packaging and develop a strategic plan to contact suppliers to ensure no excessive plastic is used. Increased package sizes to reduce the amount of plastic.
- **Kitchens:** Implementation of carts to transport food with no need of cling film.
- **Food and drink services:** Reduction of compostable plastic items by using reusable alternatives, such as paper items.
- **Cleaning services:** Plastic garbage bags are being reduced.

PREVIOUS AREAS OF FOCUS (2022)

- service areas
- food and drink services
- rooms

ITEMS ELIMINATED WITHIN REGULATORY FRAMEWORK BANNING SINGLE-USE PLASTIC


No

INTRODUCTION OF REUSE MODELS

AREAS OF FOCUS FOR 2023




Kitchens


 clinging film



Food and drink services

 items

 Partial move to reuse models

 Full move to reuse models

HIGHLIGHTS

- **Kitchens:** Implementation of carts to avoid use of cling film.
 - **Food and drink services:** Items such as disposable and compostable plastic cups have been substituted by reusable cups.
-
- PREVIOUS AREAS OF FOCUS (2022)
- food and drink services
 - bathrooms

ENGAGING THE VALUE CHAIN

✓ **Established procurement criteria** on reusability, recyclability, and compostability

Iberostar has shared a sustainability policy with suppliers to help them understand the importance for the company and to know the big picture of collecting information regarding plastic.

An assessment has been initiated at a composting plant to review whether compostable items in use are being degraded appropriately. For example, Iberostar identified that the compostable cup type in use was not degrading, so it was changed to a reusable option.

Iberostar has started checking all product packages received to verify any potential excessive packaging and therefore communicate with providers to review better options.

INCREASING RECYCLED CONTENT

✓ **Engaged suppliers** to provide data on % of recycled content in plastic packaging and items

Iberostar is in constant contact with suppliers to improve the information provided related to the packaging of what is purchased.

COLLABORATE AND INVEST

✓ **Training and means provided** for staff to sort solid waste (especially plastic waste)

✓ **Invested resources** to promote innovation to increase recycling rates

Iberostar established a partnership with ESADE (an academic institution, Escola Superior d'Administració i Direcció d'Empreses) to work on investigating and defining sustainable packaging.

Additional water fountains were implemented at the Iberostar hotels in Tunisia to encourage reduced plastic bottle usage.

Training was provided at all Iberostar hotels regarding the group's [Circular Economy Roadmap](#), which includes a summary of progress and key takeaways regarding single-use plastics removal from operations.

ITC HOTELS LTD.

Signatory since 2022

ORGANISATION SIZE

REGIONS OF OPERATION

Asia and the Pacific



Guests per year
1.4 million

Annual revenue, USD
\$310 million



Rooms covered by measurement exercise
5 242

REPORTING SCOPE

NUMBER OF PROPERTIES

2023 SCOPE
22 out of 140

Third-party verification of report data

Yes – the verification is provided by Kamal Cogent Energy.

CATEGORIES I-III
I + II + III

2021 &
2022 SCOPE
N/A – ITC Hotels was not yet a signatory during these years

Reporting period January 2023 – December 2023

PLASTIC METRICS		
	TOTAL WEIGHT, TONNES (% change relative to baseline year)	WEIGHT PER GUEST NIGHT, GRAMS (% change relative to baseline year)
Plastic category	2023 (first reporting year)	2023 (first reporting year)
I	123.4	97.8
II	66.7	52.8
III	138.1	109.4
Total	328.2	260.0
Additional metrics (optional)		2023, %
Annual percentage of industrial-compostable plastics used/ purchased out of total annual weight of plastics purchased/used		58.4
Annual percentage of home-compostable plastics used/ purchased out of total annual weight of plastics purchased/used		41.6

Categories for which it is mandatory to report in each year (according to the GTPI Measurement Methodology for Accommodation Providers) are highlighted.

BASELINE MEASUREMENT









2023 will be the baseline year for Categories I, II and III.

ADJUSTMENTS TO MEASUREMENT METHODOLOGY

Reported data covers only hotels owned by ITC Hotels; all data is verified by an independent agency.

All other hotels are currently managed or franchisee properties which will be included in the reporting over the next few years as ITC Hotels is in the process of establishing systems for data collection.







Implementation progress by commitment area


ELIMINATION OF PLASTICS	
AREAS OF FOCUS FOR 2023	HIGHLIGHTS
<div> Rooms  packaging</div> <div> Bathrooms  items</div> <div><div> Food and drink services  packaging</div><div> Partial elimination  Full elimination</div></div>	<ul style="list-style-type: none">• Rooms: Eliminated single-use plastic water bottles by replacing them with glass bottles. Straws and stirrers replaced with wooden alternatives• Bathrooms: Eliminated single-use plastic items such as razors, hair combs, toothbrushes and shower caps.• Food and drink services: Eliminated single-use plastics for food and beverage packaging by replacing with compostable corn starch alternatives. <div><hr/><p>PREVIOUS AREAS OF FOCUS (2022)</p><ul style="list-style-type: none">• NA – 2023 is the first reporting year.</div>


ITEMS ELIMINATED WITHIN REGULATORY FRAMEWORK BANNING SINGLE-USE PLASTIC

 **YES**

A single-use plastic items ban is in effect in India.

INTRODUCTION OF REUSE MODELS	
AREAS OF FOCUS FOR 2023	HIGHLIGHTS
<div> Rooms  items</div> <div> Bathrooms  items</div> <div> Partial move to reuse models  Full move to reuse models</div>	<ul style="list-style-type: none">• Rooms: Replaced shoe covers and laundry bags with cloth bags for promoting re-use.• Bathrooms: Introduced reusable dispensers for shampoo, conditioner and lotion within the hotel brand Welcomhotels; adaptation across other brands is in progress. <div><hr/><p>PREVIOUS AREAS OF FOCUS (2022)</p><ul style="list-style-type: none">• NA – 2023 is the first reporting year.</div>

ENGAGING THE VALUE CHAIN	
 Established procurement criteria on reusability, recyclability, and compostability	
Trainings and awareness-raising sessions held with value chain partners to mitigate use of single-use plastics.	

INCREASING RECYCLED CONTENT	
 Established procurement criteria on percentage of recycled content in packaging and items	
Mitigating the usage of multiple single-use plastic items by replacement with recyclable products or packaging.	

COLLABORATE AND INVEST	
 Training and means provided for staff to sort solid waste (especially plastic waste)	

KARISMA HOTELS & RESORTS

Signatory since 2023

ORGANISATION SIZE

REGIONS OF OPERATION

North America



Guests per year
700 000

Annual revenue, USD
\$70 million



Rooms covered by measurement exercise
1 100

REPORTING SCOPE

NUMBER OF PROPERTIES

2023 SCOPE
4 out of 5

Third-party verification of report data
None.

CATEGORIES I-III
I + II + III

2021 &
2022 SCOPE
N/A – Karisma was
not yet a signatory
during these years

Reporting period January 2023 – December 2023

PLASTIC METRICS

	TOTAL WEIGHT, TONNES (% change relative to baseline year)	WEIGHT PER GUEST NIGHT, GRAMS (% change relative to baseline year)
Plastic category	2023 (first reporting year)	2023 (first reporting year)
I	–	–
II	–	–
III	–	–
Total	43.2	63.8

Categories for which it is mandatory to report in each year (according to the GTPI Measurement Methodology for Accommodation Providers) are highlighted.

BASELINE MEASUREMENT

This is the first reporting year for Karisma; the data submitted is expected to form the baseline for future years.

ADJUSTMENTS TO MEASUREMENT METHODOLOGY

Plastic weight data is collected from the following operational areas: food and beverage areas, rooms, cleaning and common areas, staff canteens.

Plastic items measured include plastic bottles, plastic bags for kitchens, and plastic wraps for kitchen areas.

Plastic weight is currently not split according to the GTPI categorisation.









Implementation progress by commitment area

ELIMINATION OF PLASTICS	
AREAS OF FOCUS FOR 2023	HIGHLIGHTS
 Food and drink services  items	<ul style="list-style-type: none">• Food and drink services: Partial elimination has been achieved of plastic bottles as liquor containers; water is sold in glass containers in coffee shops, and water used to make coffee is served from a 20-litre jug. Across all properties, water is served in jugs from a 20-litre container. Single-use items such as straws, cutlery, plates, stirrers, takeaway cups and lids have been eliminated.• Cleaning services: Single-use plastic cleaning containers have been removed and replaced with refillable containers for cleaning chemicals.• Kitchens: Products are purchased in bulk. Single-use plastic food containers have been eliminated.• Bathrooms: Single-use plastic toothbrushes and mini bottles for shampoo, conditioner, and lotion have been eliminated from bathrooms.• Rooms: Replaced plastic cups with paper cups in Punta Cana.
 Cleaning services  containers for cleaning products	
 Kitchens  packaging	
 Bathrooms  items	
 Rooms  items	
 Partial elimination  Full elimination	<div>PREVIOUS AREAS OF FOCUS (2022)</div> <ul style="list-style-type: none">• NA – 2023 is the first reporting year.

ITEMS ELIMINATED WITHIN REGULATORY FRAMEWORK BANNING SINGLE-USE PLASTIC

 YES

Single-use plastics legislation in Mexico. Following a single-use plastic bag ban introduced in 2019, a ban on further single-use plastic items (including food and beverage items, cotton swabs etc.) came into effect in 2022 in Quintana Roo, Mexico.

INTRODUCTION OF REUSE MODELS	
AREAS OF FOCUS FOR 2023	HIGHLIGHTS
 Bathrooms  items	<ul style="list-style-type: none">• Bathrooms: Replaced single-use bottles of bathroom amenities with dispensers.• Cleaning services: Refillable containers are used for cleaning chemicals.• Food and drink services: In some properties, team members were issued reusable drinking bottles. In the Aquanick water park, all plastic or cardboard containers have been replaced with reusable melamine containers. Karisma has also worked with suppliers to return some packaging around items such as vegetables and egg boxes.
 Cleaning services  containers for cleaning products	
 Food and drink services  items	
 Partial move to reuse models  Full move to reuse models	<div>PREVIOUS AREAS OF FOCUS (2022)</div> <ul style="list-style-type: none">• NA – 2023 is the first reporting year.

ENGAGING THE VALUE CHAIN

- ✓ Engaged suppliers to provide data on recyclability and compostability of plastic packaging

INCREASING RECYCLED CONTENT

- ✓ Engaged suppliers to provide data on percentage of recycled content in plastic packaging and items

COLLABORATE AND INVEST

- ✓ Training and means provided for staff to sort solid waste (especially plastic waste)
- ✓ Engaged waste service providers to receive information on recycling rates

MELCO RESORTS & ENTERTAINMENT

Signatory since 2020

ORGANISATION SIZE

REGIONS OF OPERATION

Asia and the Pacific
Europe



Guests per year
20.9 million

Annual revenue, USD
\$3.8 billion



Rooms covered by measurement exercise
6 027

REPORTING SCOPE

NUMBER OF PROPERTIES

2023 SCOPE
5 out of 8

Third-party verification of report data

No. Melco has plans to introduce third-party verification.

CATEGORIES I-III

I + II, partial coverage of **III**

2022 SCOPE
4 out of 10

Reporting period January 2023 – December 2023

2021 SCOPE
4

PLASTIC METRICS

Plastic category	TOTAL WEIGHT, TONNES (% change relative to baseline year)			WEIGHT PER GUEST NIGHT, GRAMS (% change relative to baseline year)			WEIGHT PER VISITOR, GRAMS (% change relative to baseline year)		
	2021 (revised baseline)	2022	2023	2021 (revised baseline)	2022	2023	2021	2022	2023
I	202.8	168.6 17% ↓	435.7 115% ↑	236.8	263.0 11% ↑	251.8 6% ↑	20.6	21.3 3% ↑	20.84 1% ↑
II	26.9	19.2 29% ↓	35.3 31% ↑	31.3	29.9 5% ↓	20.4 35% ↓	2.7	2.4 11% ↓	1.69 37% ↓
III	–	–	–	–	–	–	–	–	–
Total	229.7	187.8 18% ↓	471.0 105% ↑	268.1	292.8 9% ↑	272.2 2% ↑	23.3	23.7 2% ↑	22.5 3% ↓
Additional metrics (optional)							2021	2022	2023
Annual percentage of industrial-compostable plastics used/purchased out of total annual weight of plastics purchased/used, %							1.2	10.2	8.0

Categories for which it is mandatory to report in each year (according to the GTPI Measurement Methodology for Accommodation Providers) are highlighted.

BASELINE MEASUREMENT

In the previous report, Melco submitted revised 2021 data after errors in some unit weights and unit of measurement conversions were found upon review. Measurement of Category III items is still a work in progress, so weight data for this category is not included in this report.

ADJUSTMENTS TO MEASUREMENT METHODOLOGY

Melco owns and operates integrated resorts in Macau (City of Dreams Macau, Studio City, Altira), the Philippines (City of Dreams Manila) and Cyprus (City of Dreams Mediterranean) and all these properties are included in the scope of GTPI reporting for 2023. The total number of properties has decreased from 10 to 8 due to the Melco Okushiga resort in Japan and a temporary property in Cyprus being sold in 2023.










Melco also operates 3 properties in Cyprus. As these properties do not have hotels, the intensity metrics of guest room nights cannot be applied to these properties, so they are excluded from the measurement scope for the GTPI reporting.

As Melco operates entertainment and gaming facilities in addition to hotels, weight per visitor is shown above in addition to weight per guest night as a more appropriate intensity metric.

Implementation progress by commitment area

ELIMINATION OF PLASTICS

AREAS OF FOCUS FOR 2023

- **Food and drink services**
 packaging |  items
- **Logistics**
 packaging
- **Bathrooms**
 packaging
- **Rooms**
 items

 Partial elimination  Full elimination

HIGHLIGHTS

- **Food and drink services:** Replaced all single-use plastic (SUP) food and beverage containers and utensils with biodegradable, sustainable alternatives, including items made from bamboo fibre or paper – implemented in 2021 and maintained through to 2023.
- **Logistics:** Using hook and loop pallet straps in the warehouse to transport goods internally and reduce plastic wrap – implemented in 2022 and maintained through to 2023.
- **Bathrooms:** Implemented large-sized, refillable dispensers for shampoo and other amenities in guest rooms and spas – ongoing for guest rooms.
- **Rooms:** Removed less frequently used single-use items such as shoeshine kits and razors and only provide them upon request – implemented in 2022 and maintained through to 2023.

- PREVIOUS AREAS OF FOCUS (2022)
- food and drink services
 - logistics
 - bathrooms
 - rooms

ITEMS ELIMINATED WITHIN REGULATORY FRAMEWORK BANNING SINGLE-USE PLASTIC



✓ YES



The Macau government banned imports and trading of disposable takeaway boxes, bowls, cups and dishes made of Styrofoam in 2021. Single-use plastic straws and drink stirrers were banned in January 2022.


An additional ban on single-use nonbiodegradable plastic forks, spoons and knives came into effect on January 1st, 2023.


INTRODUCTION OF REUSE MODELS

AREAS OF FOCUS FOR 2023

**Rooms**
 packaging

**Service areas**
 packaging

 Partial move to reuse models

 Full move to reuse models

HIGHLIGHTS

- **Rooms:** NORDAQ water filtration and bottling system launched in 55% of guestrooms globally (compared to 43% in 2022). Refillable glass bottles have replaced SUP bottles.
- **Service areas:** As reported in 2022, Melco is collaborating with its egg supplier to reuse plastic egg cartons. Used cartons are collected and the vendor refills them upon next delivery.

PREVIOUS AREAS OF FOCUS (2022)

- rooms
- service areas
- food and drink services

ENGAGING THE VALUE CHAIN

- ✓ **Engaged suppliers** to provide data on recyclability and compostability of plastic packaging
- ✓ **Engaged regulators** to promote availability of data on recyclability and compostability of plastic packaging
- ✓ **Engaged business associations** to promote availability of data on recyclability and compostability of plastic packaging

Melco engages with local and SME suppliers to collaborate on new product development initiatives. When invited to share perspectives, input from suppliers leads to process improvements and enhanced product and packaging design. Melco has held 27 capacity building workshops to date (compared to 21 in 2022) with initiatives that are designed for colleagues and suppliers to contribute to joint sustainability efforts. Melco regularly engages around topics such as responsible sourcing, eliminating waste, increasing recycled and biodegradable content, and eliminating the use of SUP packaging.

INCREASING RECYCLED CONTENT

- ✓ **Engaged suppliers** to provide data on % of recycled content in plastic packaging and items
- ✓ **Engaged regulators** to promote availability of data on % of recycled content in plastic packaging and items

In 2023, Melco procured uniforms using recycled polyethylene terephthalate (rPET). Melco is in the process of replacing uniforms with recycled polyester fibres for hotels in Macau and Manila. Tendering processes for new uniforms prioritise recycled fabric options and, at City of Dreams Manila and Melco hotels in Macau, chef uniforms are made from OEKO-TEX®-certified cotton and recycled polyester fibres.

Melco also engages with internal stakeholders. As reported in 2022, Melco spas and fitness centres have been equipped with water filters and serving glasses, reducing the use of SUP bottles and disposable plastic or paper cups. Where the use of plastic bottles is unavoidable, rPET bottles made from recycled plastic are used whenever possible.

COLLABORATE AND INVEST

- ✓ **Training and means provided** for staff to sort solid waste
- ✓ **Engaged waste service providers** to receive information on recycling rates
- ✓ **Engaged business and other key stakeholders** to discuss and take action to improve the performance of waste service providers
- ✓ **Invested resources** to promote innovation to increase recycling rates

In 2023, Melco focused on improving both waste segregation practices and the capture of plastic bottles for recycling at all properties, providing training to all stakeholders. The large investment in on-site composters at the Macau and Manila properties is a part of Melco’s strategy to process organic waste and compostable materials.

PALLADIUM HOTEL GROUP

Signatory since 2021

ORGANISATION SIZE

REGIONS OF OPERATION

Europe
Latin America and the Caribbean
North America



Guests per year
6.1 million

Annual revenue, USD
\$1.1 billion



Rooms covered by measurement exercise
12 511

REPORTING SCOPE

NUMBER OF PROPERTIES

2023 SCOPE
42 out of 42

Third-party verification of report data

Yes - An external company validates data on consumption, waste etc. This is mandatory in Spain and is used to verify the Non-Financial Information Statement.

CATEGORIES I-III

Categorisation not applied

2022 SCOPE
42 out of 42
(revised data provided in 2023)

Reporting period January 2023 – December 2023

2021 SCOPE
25

PLASTIC METRICS

Plastic category	TOTAL WEIGHT, TONNES (% change relative to baseline year)				WEIGHT PER GUEST NIGHT, GRAMS (% change relative to baseline year)			
	2021	2022	2022 (revised baseline)	2023	2021	2022	2022 (revised baseline)	2023
I	–	–	–	–	–	–	–	–
II	–	–	–	–	–	–	–	–
III	–	–	–	–	–	–	–	–
Total	33.8	171.3	293.5	211.8 28% ↓	11.1	120.0	51.0	35.0 31% ↓

Categories for which it is mandatory to report in each year (according to the GTPI Measurement Methodology for Accommodation Providers) are highlighted in orange.

BASELINE MEASUREMENT

In the 2022 report, Palladium submitted data for 29 out of 42 properties. For the current reporting cycle, Palladium has submitted revised 2022 data which measures plastic consumption for 42 properties and is therefore comparable to the 2023 data submitted.

Percentage changes are calculated relative to the revised 2022 baseline.

ADJUSTMENTS TO MEASUREMENT METHODOLOGY


The organisational reporting boundary has increased since 2021 from 25 to 42 hotels.


Palladium has not applied the GTPI plastics categorisation (I-III) when measuring plastic usage. The total weight data includes remaining plastic items used in operations, i.e. minibar items and amenities such as laundry bags or single portion toothpaste containers and shaving cream containers.


Implementation progress by commitment area


ELIMINATION OF PLASTICS


AREAS OF FOCUS FOR 2023


**Rooms**

 packaging

 items

 single portion or single serving packaging

**Food and drink services**

 single portion or single serving packaging

 Partial elimination

 Full elimination

HIGHLIGHTS

- **Rooms:** All the plastic packaging was removed from operations. Remaining plastic items are reusable and Palladium is in the process of eliminating even reusable plastic items.
- **Food and drink services:** Eliminated problematic or unnecessary plastic packaging for items including jams, yoghurts, honey, chocolate spread etc.

PREVIOUS AREAS OF FOCUS (2022)

- bathrooms
- food and drink services
- rooms


ITEMS ELIMINATED WITHIN REGULATORY FRAMEWORK BANNING SINGLE-USE PLASTIC


✓ YES


Single-use plastic as per Balearic Islands government policy. In January 2019, the Balearic Autonomous Government passed a law the following single-use plastic products as of January 1st 2021: lightweight plastic bags, plastic dishes (coated disposable trays, plates, cutlery, drinking cups), drinking straws, disposable razors, disposable lighters, cotton swabs, lollipop sticks, disposable wipes, single-use coffee capsules, and disposable toners and cartridges.


INTRODUCTION OF REUSE MODELS

AREAS OF FOCUS FOR 2023

**Food and drink services**

 packaging

**Bathrooms**

 single portion or single serving packaging

 Partial move to reuse models

 Full move to reuse models

HIGHLIGHTS

- **Food and drink services:** Introduction of reusable bulk containers for items like jams, yoghurts, honey, chocolate spread etc.
- **Bathrooms:** Amenities were substituted with refillable bottles.

PREVIOUS AREAS OF FOCUS (2022)

- logistics
- food and drink services.

ENGAGING THE VALUE CHAIN

- ✓ **Engaged suppliers** to provide data on recyclability and compostability of plastic packaging
- ✓ **Established procurement criteria** on reusability, recyclability, and compostability
- ✓ **Engaged regulators** to promote availability of data on recyclability and compostability of plastic packaging

Palladium is working with suppliers to reduce or eliminate plastic in all operations, and to improve the recyclability process and reporting.

INCREASING RECYCLED CONTENT

- ✓ **Engaged suppliers** to provide data on percentage of recycled content in plastic packaging and items
- ✓ **Established procurement criteria** on percentage of recycled content in packaging and items
- ✓ **Engaged regulators** to promote availability of data on percentage of recycled content in plastic packaging and items

Palladium is reviewing all the pending plastic items in operations in order to prepare a plan to reduce them and is working on the recycling process in all hotels.

COLLABORATE AND INVEST

- ✓ **Training and means provided** for staff to sort solid waste (especially plastic waste)
- ✓ **Engaged waste providers** to receive information on recycling rates
- ✓ **Engaged business and other key stakeholders** to improve the performance of waste service providers
- ✓ **Invested resources** to promote innovation to increase recycling rates

ORGANISATION SIZE

REGIONS OF OPERATION

Europe



Guests per year
36 563

Annual revenue, USD
\$37.5 million



Rooms covered by measurement exercise
705

REPORTING SCOPE

NUMBER OF PROPERTIES

2023 SCOPE
4 out of 4

Third-party verification of report data

Yes – All data and procedures are audited according to the ISO 21401:2018 Sustainability Management System for Accommodation Establishments by TUV Nord Hellas.

CATEGORIES I-III
I + II + III

2022 SCOPE
4 out of 4

Reporting period January 2023 – December 2023

2021 SCOPE
4

PLASTIC METRICS

Plastic category	TOTAL WEIGHT, TONNES (% change relative to baseline year)			WEIGHT PER GUEST NIGHT, GRAMS (% change relative to baseline year)		
	2021 (baseline)	2022	2023	2021 (baseline)	2022	2023
I	24.6	25.1 2% ↑	7.7 69% ↓	146.3	100.8 31% ↓	33.7 69% ↓
II	6.4	5.5 14% ↓	0.7 89% ↓	38.2	22.1 42% ↓	3.1 89% ↓
III	9.5	10.7 13% ↑	6.0 37% ↓	56.2	42.7 24% ↓	26.0 37% ↓
Total	40.5	41.3 2% ↑	14.4 64% ↓	240.6	165.6 31% ↓	62.9 74% ↓
Additional metrics (optional)				2021, %	2022, %	2023, %
Annual percentage of industrial-compostable plastics used/ purchased out of total annual weight of plastics purchased/used				–	12.0	8.7

Categories for which it is mandatory to report in each year (according to the GTPI Measurement Methodology for Accommodation Providers) are highlighted.

BASELINE MEASUREMENT

2021 is the baseline year for Categories I, II and III.

ADJUSTMENTS TO MEASUREMENT METHODOLOGY











No adjustments to report.

Implementation progress by commitment area

ELIMINATION OF PLASTICS	
AREAS OF FOCUS FOR 2023	HIGHLIGHTS
<div><div> Rooms</div><div><div></div> packaging <div></div> items</div></div> <div><div> Food and drink services</div><div><div></div> packaging <div></div> items</div></div> <div><div> Bathrooms</div><div><div></div> packaging <div></div> items</div></div> <div><div> Partial elimination</div><div> Full elimination</div></div>	<ul style="list-style-type: none">• Rooms: Elimination actions implemented in 2022 have been maintained. In 2023, plastic key cards have been replaced with bamboo reusable cards.• Food and drink services: Assorted bakery packaging has been replaced with reusable silicon. Toothpicks are sourced in carton boxes. All takeaway condiments and containers as well as cups are paper or bamboo. Cup lids are not used. Paper tea bags are in use.• Bathrooms: Toothbrushes are wooden and provided on request; Phāea worked with suppliers to source solid toothpaste in paper packaging. Cotton ear buds are wooden and with carton packaging, mouthwash is not provided, shower caps are made of corn starch. Single-use liquid amenities have been replaced with refillable options in two out of four properties. Shaving kits are wooden and provided on request. Sanitary bags have been replaced with paper packaging. <div><div>PREVIOUS AREAS OF FOCUS (2022)</div><ul style="list-style-type: none">• rooms• food and drink services• bathrooms</div>

ITEMS ELIMINATED WITHIN REGULATORY FRAMEWORK BANNING SINGLE-USE PLASTIC

No

INTRODUCTION OF REUSE MODELS	
AREAS OF FOCUS FOR 2023	HIGHLIGHTS
<div><div> Food and drink services</div><div><div></div> single portion or single serving packaging</div></div> <div><div> Rooms</div><div><div></div> single portion or single serving packaging</div></div> <div><div> Bathrooms</div><div><div></div> single portion or single serving packaging</div></div> <div><div> Cleaning services</div><div><div></div> containers for cleaning products</div></div> <div><div> Partial move to reuse models</div><div> Full move to reuse models</div></div>	<ul style="list-style-type: none">• Food and drink services: No plastic single serving packaging is used in any Phāea properties. Single portions are provided to guests in reusable china.• Rooms: Reduced plastic bottle waters in rooms by replacing them with glass bottles which are then returned to the supplier.• Bathrooms: Introduction of refillable amenities in two out of four properties in 2023.• Cleaning services: Most of the containers for cleaning products have been replaced with carton containers and the remaining containers that are still plastic are given back to the supplier to be reused. <div><div>PREVIOUS AREAS OF FOCUS (2022)</div><ul style="list-style-type: none">• food and drink services• bathrooms• cleaning services• rooms.</div>

ENGAGING THE VALUE CHAIN

- ✓ **Engaged suppliers** to provide data on recyclability and compostability of plastic packaging
- ✓ **Engaged business associations** to promote availability of data on recyclability and compostability of plastic packaging
- ✓ **Engaged regulators** to promote availability of data on recyclability and compostability of plastic packaging
- ✓ **Established procurement criteria** on reusability, recyclability, and compostability

Phāea developed specific sustainability criteria per supply category as well as a Code of Conduct for suppliers' sustainability goals

INCREASING RECYCLED CONTENT

- ✓ **Engaged suppliers** to provide data on % of recycled content in plastic packaging and items
- ✓ **Engaged business associations** to promote availability of data on percentage of recycled content in plastic packaging and items
- ✓ **Established procurement criteria** on % of recycled content in packaging and items

COLLABORATE AND INVEST

- ✓ **Training and means provided** for staff to sort solid waste (especially plastic waste)
- ✓ **Engaged waste service providers** to receive information on recycling rates
- ✓ **Engaged business and other key stakeholders** to improve the performance of waste service providers
- ✓ **Invested resources** to promote innovation

PONANT CRUISES

Signatory since 2022

ORGANISATION SIZE

REGIONS OF OPERATION

Africa
Asia and the Pacific
Europe
Latin America and the Caribbean
North America
West Asia



Guests per year
65 344

Annual revenue, USD
\$539 million



Rooms covered by measurement exercise
1 363

REPORTING SCOPE

NUMBER OF PROPERTIES

CATEGORIES I-III

I (amenities and water bottles only)

2023 SCOPE

13 out of 13
ships, head office
excluded

2022 SCOPE

14
(13 ships plus head
office)

2021 SCOPE

13

Third-party verification of report data

Partial – KPMG handles the verification of quantitative plastic data (not implemented actions) as part of the PONANT annual extra-financial reporting process.

Reporting period January 2023 – December 2023

PLASTIC METRICS

Plastic category	TOTAL WEIGHT, TONNES (% change relative to baseline year)			WEIGHT PER GUEST NIGHT, GRAMS (% change relative to baseline year)		
	2021 (revised)	2022 (revised baseline)	2023	2021 (revised)	2022 (revised baseline)	2023
I	13.0	15.9	5.0	51.7	29.3	7.7
II	–	–	–	–	–	–
III	–	–	–	–	–	–
Total	8.0	15.9	5.0 68% ↓	51.7	29.3	7.7 74% ↓

Categories for which it is mandatory to report in each year (according to the GTPI Measurement Methodology for Accommodation Providers) are highlighted.

BASELINE MEASUREMENT

2022 is considered the baseline year for Category I items; a revised per guest night figure has been submitted to correct the reported value in the last report.

Baseline figures for Categories II and III are expected to be submitted in the future.



ADJUSTMENTS TO MEASUREMENT METHODOLOGY





- 2021 datapoints have been revised in this report to correct the values included in previous reports following an internal audit of the calculation method.
- PONANT has submitted data for a subset of Category I items (i.e. amenities and water bottles), garbage bags and cling film are currently not measured.



Implementation progress by commitment area



ELIMINATION OF PLASTICS



AREAS OF FOCUS FOR 2023

**Bathrooms**
 single portion or single serving packaging

**Rooms**
 packaging |  items
 single portion or single serving packaging

**Food and drink services**
 packaging

**Logistics**
 packaging

 Partial elimination  Full elimination

HIGHLIGHTS

- **Bathrooms:** Continuing from 2022, elimination is being progressively rolled out across the fleet for single portions for shampoo, soap and hand cream. Wooden alternatives have been introduced for items such as toothbrushes and cotton swabs.
- **Rooms:** Actions reported in 2022 were either maintained or rolled out progressively across more ships. Plastic laundry bags have been replaced by fabric alternatives, plastic bottles have been eliminated and replaced by stainless steel bottles. In the head office, plastic cups have been replaced by paper alternatives.
- **Food and drink services:** Plastic straws replaced by compostable plastic alternatives. Some food items are now bought in larger portions to reduce packaging, for example cereals (i.e. rice, pasta).
- **Logistics:** Packaging for parkas, shoes and mattresses has been reduced. For example, parkas were previously individually packaged in plastic; these items are now packaged in bulk cardboard packaging.

PREVIOUS AREAS OF FOCUS (2022)

- room
- bathrooms
- food and drink services



ITEMS ELIMINATED WITHIN REGULATORY FRAMEWORK BANNING SINGLE-USE PLASTIC



✓ YES



Straws affected by legislation in France.

INTRODUCTION OF REUSE MODELS

AREAS OF FOCUS FOR 2023

**Rooms**
 items

**Food and drink services**
 packaging

 Partial move to reuse models  Full move to reuse models

HIGHLIGHTS

- **Rooms:** Plastic laundry bags have been replaced with fabric alternatives.
- **Food and drink services:** Single-use plastic bottles replaced by stainless steel and glass bottles. Since 2022, 12 out of 13 ships have been equipped with a Nordaq filtration system that produces drinking water from seawater and is provided via water fountains. The last ship will be equipped in 2025 during its technical stop.

PREVIOUS AREAS OF FOCUS (2022)

- rooms
- food and drink services

ENGAGING THE VALUE CHAIN

- ✓ **Engaged suppliers** to provide data on recyclability and compostability of plastic packaging
- ✓ **Engaged business associations** to promote availability of data on recyclability and compostability of plastic packaging
- ✓ **Established procurement criteria** on reusability, recyclability, and compostability

As reported in 2022, a sustainable procurement charter has been written and is shared with suppliers. The section relating to waste states that:

“PONANT encourages its Suppliers to have a pro-active recycling policy. When providing consumables, products or equipments, waste production and dangerousness from packaging notably shall be reduced and minimised. Any Supplier intervening onboard shall always collect and treat wastes according to applicable legal requirements. Preference is given to product suppliers who provide and take back reusable packaging and shipping containers/pallets, when environmentally efficient.”

INCREASING RECYCLED CONTENT

- ✓ **Established procurement criteria** on % of recycled content in packaging and items

As reported in 2022, a waste tracking evaluation has been undertaken with all PONANT ports to evaluate the proportion of recycled waste. The next step is to work with identified ports to increase the amount of recycled waste.

COLLABORATE AND INVEST

- ✓ **Training and means provided** for staff to sort solid waste (especially plastic waste)
- ✓ **Engaged waste providers** to receive information on recycling rates
- ✓ **Engaged business and other key stakeholders** to improve the performance of waste service providers

ROGERS HOSPITALITY

Signatory since 2022

ORGANISATION SIZE

REGIONS OF OPERATION

Africa



Guests per year
75 882

Annual revenue, USD
\$88.2 million



Rooms covered by measurement exercise
802

REPORTING SCOPE

NUMBER OF PROPERTIES

2023 SCOPE
7 out of 8

Third-party verification of report data

None.

CATEGORIES I-III I + II + III

2022 SCOPE
6 out of 8

Reporting period January 2023 – December 2023

2021 SCOPE

N/A – Rogers
Hospitality joined
the GTPI in 2022

PLASTIC METRICS

Plastic category	TOTAL WEIGHT, TONNES (% change relative to baseline year)			WEIGHT PER GUEST NIGHT, GRAMS (% change relative to baseline year)		
	2021	2022 (baseline)	2023	2021	2022 (baseline)	2023
I	–	4.3	6.3 45% ↑	–	10.5	13.0 23% ↑
II	–	8.5	6.9 19% ↓	–	20.8	14.3 31% ↓
III	–	3.8	3.9 3% ↑	–	9.3	8.1 13% ↓
Total	N/A	16.6	17.0 3% ↑	N/A	40.6	35.3 13% ↓
Additional metrics (optional)				2021, %	2022, %	2023, %
Annual percentage of industrial-compostable plastics used/ purchased out of total annual weight of plastics purchased/used				N/A	12.1	4.8
Annual percentage of home-compostable plastics used/ purchased out of total annual weight of plastics purchased/ used:				N/A	48.8	61.2

Categories for which it is mandatory to report in each year (according to the GTPI Measurement Methodology for Accommodation Providers) are highlighted.

BASELINE MEASUREMENT

Rogers Hospitality complies with the GTPI measurement methodology to measure usage of Categories I, II and III. 2022 is the baseline year for all three categories.

ADJUSTMENTS TO MEASUREMENT METHODOLOGY

- 7 out of 8 properties are included in the reporting scope. The final property is a business hotel acquired by Rogers Hospitality in 2022. This hotel is gradually aligning itself with the standards of Rogers Hospitality and will be included in the next reporting period.
- Rogers Hospitality has focused on measuring plastics in rooms, bathrooms and service areas.

Implementation progress by commitment area

ELIMINATION OF PLASTICS

AREAS OF FOCUS FOR 2023



Rooms

Partial elimination packaging | Full elimination items



Bathrooms

Partial elimination packaging | Full elimination items



Food and drink services

Partial elimination items
Partial elimination single portion or single serving packaging



Service areas

Partial elimination packaging | Full elimination items

Partial elimination

Full elimination

HIGHLIGHTS

- **Rooms:** Eliminated the plastic packaging around slippers, substituted single-use plastic laundry bags with laundry baskets or cloth laundry bags, garment covers not used for delivery. Substituted plastic packaging with cornstarch-based packaging, and replaced plastic toothbrushes and combs with bamboo alternatives, resulting in around **5.35 tonnes of plastic avoided per year**.
- **Bathrooms:** There are no plastic items in the bathrooms or any plastic packaging for the vanity sets, which are cornstarch based. Toothbrushes and other items are provided upon request and are composed of bamboo.
- **Food & drink services:** Eliminated single serving butter from buffets and restaurants, replacing it with butter served in ramekins or as pre-cut portions in the buffet. Tested substitution of sugar sticks with sugar pots but still been unable to eliminate single-dose sugar packets in some locations due to high humidity in resort regions causing the sugar to clump together in pots, leading to food waste. As a result, Rogers Hospitality has reverted to single serving sugar packets, which contain only a minimal amount of plastic. Additionally, single serving portions of jams and yogurts in buffets have been replaced; Rogers Hospitality is also working towards eliminating single-use condiment servings (served in single-use small glass jars, such as ketchup and chili) in five-star resorts by serving them in small ramekins.
- **Service areas:** The front office is plastic-free; straws are not used for welcome drinks and 'inclusive wrist bands' are not used. Parting gifts for special guests or during special occasions are not made of plastics. The spa has also eliminated plastic items such as plastic body wraps which have been replaced by potato starch-based body wraps. The disposable underwear is also made of potato starch, and the slippers are made of cotton and cardboard. Amenities in the bathrooms are in refillable containers, similar to guest rooms. A few plastic items remain, such as the packaging around certain cosmetic products which are sold to guests.

PREVIOUS AREAS OF FOCUS (2022)

- room
- bathrooms

ITEMS ELIMINATED WITHIN REGULATORY FRAMEWORK BANNING SINGLE-USE PLASTIC

✓ YES

Plastic straws, cutlery, stirrers and takeaway containers are banned by national legislation in Mauritius. They have been replaced by biodegradable materials. The full list is available [here](#).

INTRODUCTION OF REUSE MODELS

AREAS OF FOCUS FOR 2023

- 

Bathrooms

 -  single portion or single serving packaging
- 

Cleaning services

 -  containers for cleaning products
-  Partial move to reuse models

 Full move to reuse models

HIGHLIGHTS

- **Bathrooms:** Substituted mini bottles of shampoo, hand lotion and conditioner with reusable dispensers, which allows Rogers Hospitality to **avoid around 4.85 tonnes of plastics per year**. A closed-loop bulk supply system has been implemented for toiletries, which are delivered in bulk and for which containers are taken back by the supplier for reuse.
- **Cleaning services:** A portion of daily cleaning products come from bulk plastic containers. These containers (similarly to the amenities containers) are taken back by the supplier. The containers also have a consignee deposit to encourage the user to give them back. The containers are washed, disinfected and then reused; in cases in which the container is too damaged to be reused, it is recycled.

PREVIOUS AREAS OF FOCUS (2022)

- rooms
- bathrooms
- service areas

ENGAGING THE VALUE CHAIN

- ✓ **Engaged suppliers** to provide data on recyclability and compostability of plastic packaging
- ✓ **Established procurement criteria** on reusability, recyclability, and compostability

Rogers Hospitality conducted a materiality assessment including suppliers as one of the stakeholder groups engaged. During this session, Rogers Hospitality shared its GTPI commitments and encouraged suppliers to rethink their packaging options. One of the key points which came out of this discussion was the delivery of fruits and vegetables through reusable plastic crates by one supplier.

INCREASING RECYCLED CONTENT

- ✓ **Engaged suppliers** to provide data on % of recycled content in plastic packaging and items

Rogers Hospitality has not yet implemented specific actions to increase the recycled content of plastic items and packaging, as suppliers still have a long way to go in adapting to these requirements. One of the key factors influencing their transition toward reusable, recyclable, or higher recycled content materials is the prevailing legal framework in Mauritius. While national regulations encourage a reduction in single-use plastics, suppliers often face economic challenges in adapting to these changes, which in turn impacts on the resilience of the supply chain. As Mauritius is a small market and Rogers Hospitality represents only a fraction of overall demand, there is a lack of sufficient bulk purchasing power to drive significant shifts in supplier practices.

COLLABORATE AND INVEST

- ✓ **Training and means provided** for staff to sort solid waste (especially plastic waste)
- ✓ **Engaged waste providers** to receive information on recycling rates
- ✓ **Engaged business and other key stakeholders** to improve the performance of waste service providers
- ✓ **Invested resources** to promote innovation to increase recycling rates

Rogers Hospitality is committed to diverting at least 80% of its total waste from landfill through recycling, reuse, and composting. Both Veranda Resorts and Heritage Resorts have a waste management process in place. While Veranda Resorts works with a third-party service provider, Heritage Resorts innovated by establishing a dedicated Waste Management Division (WMD) onsite. The WMD plays a critical role in overseeing the effective implementation of waste management processes across all operations. Waste is segregated at source and the division is responsible for its effective disposal through recycling, reuse and composting streams. The WMD also identifies and flags inconsistencies, such as improper waste sorting or unexpectedly low volumes of a specific waste stream. Collaborating closely with the Operations teams, the WMD also manages non-standard waste items, such as curtains, cushions, and furniture, thus ensuring they are properly diverted.

SIX SENSES

Signatory since 2020

ORGANISATION SIZE

REGIONS OF OPERATION

Asia and the Pacific
Europe
Latin America and the Caribbean
West Asia



Guests per year
486 135

Annual revenue, USD
-



Rooms covered by measurement exercise
1 237

REPORTING SCOPE

NUMBER OF PROPERTIES

2023 SCOPE
19 out of 24

Third-party verification of report data
None.

CATEGORIES I-III
I + II + III

2022 SCOPE
16 out of 18

Reporting period January 2023 – December 2023

2021 SCOPE
14

PLASTIC METRICS

Plastic category	TOTAL WEIGHT, TONNES (% change relative to baseline year)			WEIGHT PER GUEST NIGHT, GRAMS (% change relative to baseline year)		
	2021 (baseline)	2022	2023	2021 (baseline)	2022	2023
I	13.0	12.5 4%↓	15.3 +%↑	48.9	28.0 43%↓	28.1 43%↓
II	0.6	2.1 238%↑	11.6 1771%↑	2.3	4.7 101%↑	21.4 829%↑
III	19.5	20.3 4%↑	12.9 34%↓	73.4	45.3 38%↓	23.7 68%↓
Total	33.1	34.9 5%↑	39.7 20%↑	124.6	78.0 37%↓	73.1 41%↓

Categories for which it is mandatory to report in each year (according to the GTPI Measurement Methodology for Accommodation Providers) are highlighted.

BASELINE MEASUREMENT






2021 is the baseline year for Categories I, II and III. All percentage changes are calculated relative to 2021.

ADJUSTMENTS TO MEASUREMENT METHODOLOGY

This reporting exercise includes 19 out of 24 hotels; six additional hotels were added to the Six Senses portfolio between 2022 and 2023.









Five hotels were excluded from 2023 reporting as they opened partway through the reporting year or were forced to suspend operations due to force majeure.

Implementation progress by commitment area

ELIMINATION OF PLASTICS	
AREAS OF FOCUS FOR 2023	HIGHLIGHTS
<div><div> Logistics</div><div> packaging</div><div> Food and drink services</div><div> items</div><div> Kitchens</div><div> items</div><div> Rooms</div><div> packaging</div><div><div> Partial elimination</div><div> Full elimination</div></div></div> <div><div>PREVIOUS AREAS OF FOCUS (2022)</div><div><div>• bathrooms</div><div>• logistics</div><div>• rooms</div></div></div>	<ul style="list-style-type: none">• Logistics: Some hotels have eliminated single-use wrapping and packaging such as Styrofoam containers for fish, vegetables and fruits and replaced it with natural packaging materials, including paper or cardboard, or reusable solutions. In the Six Senses Resort in Zighy Bay, Oman, this initiative has reduced plastic consumption by 40 Styrofoam plastic boxes per week from the resort's upstream supply chain.• Food and drink services: All hotels have successfully eliminated plastic takeaway containers and condiment containers by replacing them with either reusable or natural disposable materials if required (for example, disposable containers are sometimes provided upon guest departure).• Kitchens: Where required by law to use gloves, properties have mostly eliminated disposable plastic gloves and are using rubber or reusable ones instead. In some instances, disposable compostable nitrile gloves are still in use.• Rooms: Linen and towels (if third party is used for transport services) are no longer delivered in single-use plastic packaging.

ITEMS ELIMINATED WITHIN REGULATORY FRAMEWORK BANNING SINGLE-USE PLASTIC

 No

INTRODUCTION OF REUSE MODELS	
AREAS OF FOCUS FOR 2023	HIGHLIGHTS
<div><div> Food and drink services</div><div> packaging</div><div> Logistics</div><div> packaging</div><div> Kitchens</div><div> cling film</div><div><div> Partial move to reuse models</div><div> Full move to reuse models</div></div></div> <div><div>PREVIOUS AREAS OF FOCUS (2022)</div><div><div>• food and drink services</div><div>• kitchens</div></div></div>	<ul style="list-style-type: none">• Food and drink services: Circular and take-back programmes implemented and maintained in collaboration with suppliers. New circular programme for alcoholic beverages (bulk containers) implemented in some properties.• Logistics: Supplier engagement has been a top priority for the Six Senses brand. Circular and take-back programs have been implemented previously and were maintained in 2023. New best practice observed: container take-back programme for fresh fish. As an example, in Ibiza, Spain, Six Senses works with suppliers which each use uniquely coloured reusable boxes to facilitate returning them to the correct supplier. With 280 deliveries per week during the high season, this has significantly reduced single-use waste.• Kitchens: Actions implemented in the previous years were maintained. Cling film reduction in kitchens continued. Reusable storage methods have been implemented (silicone lids and stainless steel containers).

ENGAGING THE VALUE CHAIN

- ✓ **Engaged suppliers** to provide data on recyclability and compostability of plastic packaging
- ✓ **Engaged business associations** to promote availability of data on recyclability and compostability of plastic packaging
- ✓ **Established procurement criteria** on reusability, recyclability, and compostability

INCREASING RECYCLED CONTENT

- ✓ **Engaged suppliers** to provide data on % of recycled content in plastic packaging and items

COLLABORATE AND INVEST

- ✓ **Training and means provided** for staff to sort solid waste
- ✓ **Engaged waste providers** to receive information on recycling rates
- ✓ **Engaged business and other key stakeholders** to improve the performance of waste service providers
- ✓ **Invested resources** to promote innovation to increase recycling rates

Six Senses has also collaborated with local governments and NGOs to improve waste management in communities and educate on plastic pollution and elimination.

TEMES S.A.

Signatory since 2021

ORGANISATION SIZE

REGIONS OF OPERATION

Europe



Guests per year
328 495

Annual revenue, USD
\$154 million



Rooms covered by measurement exercise
1 111

REPORTING SCOPE

NUMBER OF PROPERTIES

2023 SCOPE
4 out of 4

CATEGORIES I-III
I + II + III

2022 SCOPE
3 out of 3

2021 SCOPE
2

Third-party verification of report data

Yes – Data is from the TEMES Sustainability Report, which has been prepared in accordance with the GRI Universal Standards 2021 and has been externally assured by TUV HELLAS (TUV NORD) according to the requirements of the AA1000 Assurance Standard.

Reporting period January 2023 – December 2023

PLASTIC METRICS

Plastic category	TOTAL WEIGHT, TONNES (% change relative to baseline year)			WEIGHT PER GUEST NIGHT, GRAMS (% change relative to baseline year)		
	2021 (revised baseline)	2022 (revised)	2023	2021 (revised baseline)	2022 (revised)	2023
I	35.9	45.7 27% ↑	43.6 21% ↑	172.6	144.3 16% ↓	132.7 23% ↓
II	3.4	4.7 37% ↑	4.3 27% ↑	16.4	14.7 10% ↓	13.2 19% ↓
III	17.0	14.0 17% ↓	13.3 22% ↓	81.4	44.2 46% ↓	40.4 50% ↓
Total	56.3	64.4 14% ↑	61.2 9% ↑	270.4	203.2 25% ↓	186.3 31% ↓
Additional metrics (optional)				2021, %	2022, %	2023, %
Annual percentage of industrial-compostable plastics used/ purchased out of total annual weight of plastics purchased/used				–	0.3	0.2

Categories for which it is mandatory to report in each year (according to the GTPI Measurement Methodology for Accommodation Providers) are highlighted.

BASELINE MEASUREMENT

TEMES submitted revised baseline figures for 2021 during the 2022 reporting cycle to substitute estimated unit weights with real measured values. The 2021 and 2022 figures have undergone minor modifications again during this cycle to align the measurement scope more closely with the GTPI Measurement Methodology and to refine the accuracy of quantities that were previously submitted.

The revised 2021 data is the baseline for Categories I, II and III. All percentage changes are calculated based on the revised 2021 value.

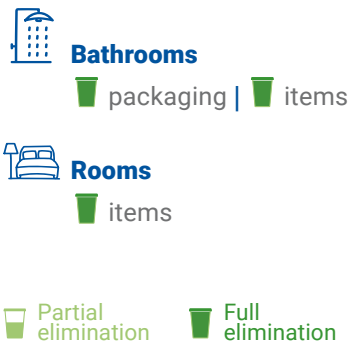
ADJUSTMENTS TO MEASUREMENT METHODOLOGY

TEMES fully complies with the GTPI Measurement Methodology for Accommodation Providers and records all plastics included in Categories I, II and III. The plastic inventory covers all the resorts' operations with the exception of plastics used or traded by third-party operators (TPOs) operating within the resorts.

Implementation progress by commitment area

ELIMINATION OF PLASTICS

AREAS OF FOCUS FOR 2023



HIGHLIGHTS

- **Bathrooms:** Plastic toothbrushes were completely eliminated and replaced by a non-plastic alternative; toothpaste with plastic packaging was replaced by a recyclable alternative; shower caps were replaced by a recyclable alternative with non-plastic packaging.
- **Rooms:** Takeaway bags were completely eliminated.

PREVIOUS AREAS OF FOCUS (2022)

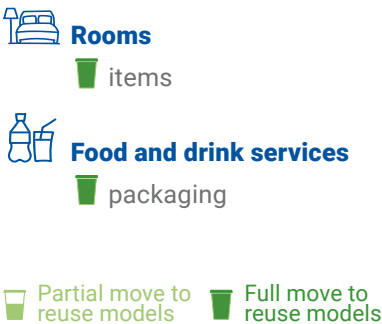
- bathrooms
- food and drink services
- rooms

ITEMS ELIMINATED WITHIN REGULATORY FRAMEWORK BANNING SINGLE-USE PLASTIC

X No

INTRODUCTION OF REUSE MODELS

AREAS OF FOCUS FOR 2023



HIGHLIGHTS

- **Rooms:** Laundry bags for collection were fully replaced by a reusable alternative.
- **Food and drink services:** Single-use plates and cups used in pools were fully replaced by a reusable alternative.

PREVIOUS AREAS OF FOCUS (2022)

- bathrooms
- food and drink services
- rooms

ENGAGING THE VALUE CHAIN

- ✓ **Engaged suppliers** to provide data on recyclability and compostability of plastic packaging
- ✓ **Established procurement criteria** on reusability, recyclability, and compostability

Recognising the need to mobilise all stakeholders in the value chain, TEMES has engaged with Third-Party Operators (TPOs), calling on them to fully adopt the targets of TEMES and GTPI to phase out problematic plastics. All TPOs have co-signed MOUs adopting these targets.

As of 2023, TEMES has been collaborating with Nestlé on the collection and segregation of recyclable and organic materials.

INCREASING RECYCLED CONTENT

✓ **Engaged suppliers** to provide data on % of recycled content in plastic packaging and items

TEMES has switched to using Polyethylene Terephthalate (PET) water bottles with recycled plastic packaging as an intermediate stage to moving to completely plastic-free alternatives.

COLLABORATE AND INVEST

✓ **Training and means provided** for staff to sort solid waste (especially plastic waste)

New contracts were put in place with recycling vendors which resulted in increased quantities of items recycled.


TEN KNOTS GROUP

Signatory since 2021

ORGANISATION SIZE


REGIONS OF OPERATION

Asia and the Pacific



Guests per year

71 583



Rooms covered by measurement exercise

193

Annual revenue, USD

\$15.6 million

REPORTING SCOPE

NUMBER OF PROPERTIES	2023 SCOPE	Third-party verification of report data None.
	4 out of 5	
CATEGORIES I-III I + II + III	2022 SCOPE	Reporting period January 2023 – December 2023
	4 out of 5	
	2021 SCOPE	
	No weight data submitted in first year	

PLASTIC METRICS						
Plastic category	TOTAL WEIGHT, TONNES (% change relative to baseline year)			WEIGHT PER GUEST NIGHT, GRAMS (% change relative to baseline year)		
	2021	2022 (baseline)	2023	2021	2022 (baseline)	2023
I	–	0.2	0.1 42% ↓	–	2.5	1.6 34% ↓
II	–	0.3	0.2 41% ↓	–	3.3	2.2 33% ↓
III	–	2.6	4.3 62% ↑	–	32.3	59.6 85% ↑
Total	No weight submitted	3.1	4.5 45% ↑	–	38.0	63.4 67% ↑

Categories for which it is mandatory to report in each year (according to the GTPI Measurement Methodology for Accommodation Providers) are highlighted.

BASELINE MEASUREMENT

Ten Knots Group began to provide weight data in 2022; this year makes up the baseline for Categories I, II and III.

ADJUSTMENTS TO MEASUREMENT METHODOLOGY

Measurement scope covers 4 out of 5 properties; the final property has not been operational since the COVID-19 pandemic.

Ten Knots Group collects plastic data from all functional units of the resorts (Food and Beverage, Guest Activities and Marine Sports, Housekeeping etc.). Each unit delivers its waste to a centralised facility from where it is transported for sorting at a material recovery facility on mainland El Nido. All data is segregated by waste type and resort.



Implementation progress by commitment area

ELIMINATION OF PLASTICS	
AREAS OF FOCUS FOR 2023	HIGHLIGHTS
<div> Rooms <div><div></div> packaging <div></div> items</div></div> <div> Kitchens <div><div></div> packaging <div></div> items</div><div><div></div> cling film</div></div> <div> Logistics <div><div></div> packaging</div></div> <div><div><div></div> Partial elimination</div><div><div></div> Full elimination</div></div>	<ul style="list-style-type: none">• Rooms: Total ban on single-use plastics in El Nido (e.g. sachets etc.); Ten Knots Group transitioned to biodegradable packets for coffee, tea, sugar, cream, hygiene kits.• Kitchens: Total ban on single-use plastics in El Nido (e.g. sachets, non-biodegradable straws etc.); Ten Knots Group implemented purchases of ingredients in large bottles and increased purchases of perishables in local markets.• Logistics: Total ban on single-use plastics in El Nido (e.g. sachets, non-biodegradable straws etc.); Ten Knots Group removed cling film as wrapping and instead purchased plastic crates for transporting food and other supplies point-to-point. <div><div>PREVIOUS AREAS OF FOCUS (2022)</div><ul style="list-style-type: none">• rooms• logistics• food and drink services</div>

ITEMS ELIMINATED WITHIN REGULATORY FRAMEWORK BANNING SINGLE-USE PLASTIC

✓ YES

The municipality of El Nido in the Philippines has introduced Municipal Ordinance No. 004, Series of 2013 which bans the use of cellophane, drinking straws, plastic bags, and food wrappers or packaging for food takeout, including beverages, ice, dry goods, and cooking oil. This is a local version of the national policy the Republic Act 9003 or the Ecological Solid Waste Management Act of 2000.

INTRODUCTION OF REUSE MODELS	
AREAS OF FOCUS FOR 2023	HIGHLIGHTS
<div> Kitchens <div><div></div> packaging <div></div> items</div><div><div></div> cling film</div></div> <div> Logistics <div><div></div> packaging</div></div> <div><div><div></div> Partial move to reuse models</div><div><div></div> Full move to reuse models</div></div>	<ul style="list-style-type: none">• Kitchens: Implemented purchases of ingredients in large bottles and increased purchases of perishables in local markets.• Logistics: Implemented integration of plastic crates as an alternative to cling film in transporting food, beverages, supplies, and equipment to and from operations. <div><div>PREVIOUS AREAS OF FOCUS (2022)</div><ul style="list-style-type: none">• rooms• logistics• food and drink services</div>

ENGAGING THE VALUE CHAIN	
✓ Established procurement criteria on reusability, recyclability, and compostability	
An office memo was issued to provide guidance on procurement and usage across the resort group. The memo gives guidance on prioritising suppliers that provide upcycled supplies or paper packaging that can be used in resort operations.	

INCREASING RECYCLED CONTENT

- ✓ **Established procurement criteria** on percentage of recycled content in packaging and items

An office memo was issued to provide guidance on increasing the amount of recycled content. In addition, the Sustainability department continuously looks for suppliers onsite as well as in urban areas that provide upcycled materials, such as plastic crates, paper packaging or biodegradable food packaging.

COLLABORATE AND INVEST

- ✓ **Training and means provided** for staff to sort solid waste
- ✓ **Engaged business and other key stakeholders** to improve the performance of waste service providers

THE LEELA PALACES, HOTELS AND RESORTS

Signatory since 2022

ORGANISATION SIZE

REGIONS OF OPERATION

Asia and the Pacific



Guests per year
1 million

Annual revenue, USD
\$233 million



Rooms covered by measurement exercise
2 988

REPORTING SCOPE

NUMBER OF PROPERTIES

2023 SCOPE
11 out of 11

Third-party verification of report data

Yes – The data is verified by third-party auditor i.e. The Leela TUV SUD under limited assurance.

CATEGORIES I-III **I**

2021 &
2022 SCOPE

N/A – Leela joined the GTPI in 2022.

Reporting period January 2023 – December 2023

PLASTIC METRICS		
	TOTAL WEIGHT, TONNES	WEIGHT PER GUEST NIGHT, GRAMS
Plastic category	2023 (first reporting year)	2023 (first reporting year)
I	41.5	9.9
II	–	–
III	–	–
Total	41.5	9.9

Categories for which it is mandatory to report in each year (according to the GTPI Measurement Methodology for Accommodation Providers) are highlighted.

BASELINE MEASUREMENT

2023 is expected to be the baseline year for Category I plastic for future years.

ADJUSTMENTS TO MEASUREMENT METHODOLOGY

This report includes Category I plastic items only; Categories II and III are expected to be included in future reporting cycles.

Implementation progress by commitment area

ELIMINATION OF PLASTICS

AREAS OF FOCUS FOR 2023



Rooms

 items



Bathrooms

 items



Food and drink services

 items



Partial elimination



Full elimination

HIGHLIGHTS

- **Rooms:** Single-use Polyethylene terephthalate (PET) bottles have been removed.
- **Bathrooms:** Razors, combs, dental kits and shower caps have been replaced by wooden and compostable alternatives, and earbuds have been replaced with paper buds.
- **Food and drink services:** PET bottles have been replaced with glass bottles; plastic straws have been replaced with paper straws.

PREVIOUS AREAS OF FOCUS (2022)

- NA – 2023 is the first reporting year

ITEMS ELIMINATED WITHIN REGULATORY FRAMEWORK BANNING SINGLE-USE PLASTIC



YES

Plastic bags, plastic straws and other items are covered by a single-use plastic items ban in India.

INTRODUCTION OF REUSE MODELS

AREAS OF FOCUS FOR 2023



Rooms

 items



Partial move to reuse models



Full move to reuse models

HIGHLIGHTS

- **Rooms:** Inhouse water bottling plants have been installed at all owned properties to reduce usage of PET bottles.

PREVIOUS AREAS OF FOCUS (2022)

- NA – 2023 is the first reporting year

ENGAGING THE VALUE CHAIN

- ✓ **Established suppliers** to provide data on recyclability and composability of plastic packaging

Engaged suppliers to manufacture plastic bottles from recyclable materials to avoid generating more plastic.

INCREASING RECYCLED CONTENT

No actions were undertaken during the reporting period.

COLLABORATE AND INVEST

- ✓ **Training and means provided** for staff to sort solid waste
- ✓ **Engaged waste providers** to receive information on recycling rates
- ✓ **Engaged business and other key stakeholders** to improve the performance of waste service providers

TUI HOTELS

Signatory since 2021

ORGANISATION SIZE

REGIONS OF OPERATION

Africa
Asia and the Pacific
Europe
Latin America and the Caribbean
North America
West Asia

 **Guests per year**
9.5 million

Annual revenue, USD
\$2.0 billion

 **Rooms covered by measurement exercise**
118 722

REPORTING SCOPE

NUMBER OF PROPERTIES

2023 SCOPE
308 out of 356

Third-party verification of report data
None.

CATEGORIES I-III
I + II + III
(partial coverage)

2022 SCOPE
281 out of 337

Reporting period
October 2022 – September 2023

2021 SCOPE
318 out of 356

PLASTIC METRICS

Plastic category	TOTAL WEIGHT, TONNES (% change relative to baseline year)				WEIGHT PER GUEST NIGHT, GRAMS (% change relative to baseline year)		
	2021 (TUI Hotels & Resorts, TUI Airline and TUI Cruises)	2021 (baseline – revised to include hotels only)	2022	2023	2021 (baseline)	2022	2023
I	–	947	1 574 66% ↑	1 628 72% ↑	50.0	32.0 36% ↓	27.1 46% ↓
II*	–	2 355	1 240 47% ↓	1 317 44% ↓	124.1	25.1 80% ↓	21.9 82% ↓
III	–						
Total	3 627	3 302	2 814 15% ↓	2 945 11% ↓	174.0	57.0 67% ↓	49.0 72% ↓

Categories for which it is mandatory to report in each year (according to the GTPI Measurement Methodology for Accommodation Providers) are highlighted.

* The weight shown for Categories II and III includes all plastic in operations which has not been accurately categorised and could, therefore, include some Category I items. This categorisation is expected to be refined for future reporting cycles.

BASELINE MEASUREMENT

TUI is working to report plastics data separately for airline, cruise and hotel operations. The table above includes only hotel data from the revised 2021 figures onwards. All percentage changes are calculated relative to the 2021 baseline.

For this cycle, TUI has provided data for hotels and cruise operations; data for cruise ships is included in a separate profile.



ADJUSTMENTS TO MEASUREMENT METHODOLOGY



- The reporting period runs from October 2022 to September 2023 in line with the financial year that TUI uses for reporting.
- Reporting scope has increased from 337 to 356 hotels due to growth in property portfolio; TUI branded hotels which are operated by third parties remain excluded from scope.
- Weight data includes items across Categories I, II and III; in this reporting cycle, the measurement scope has been expanded to include items which were not previously measured, such as takeaway cups and lids, toothbrushes, keycards, and wristbands.
- Items which are currently still not captured in the measurement exercise include Category 3 items except keycards and all-inclusive wristbands.

Implementation progress by commitment area

ELIMINATION OF PLASTICS

AREAS OF FOCUS FOR 2023

**Rooms**
 packaging |  items

**Food and drink services**
 single portion or single serving packaging

 Partial elimination

 Full elimination

- PREVIOUS AREAS OF FOCUS (2022)
- rooms
 - food and drink services

HIGHLIGHTS

- **Rooms:** TUI Blue Rocador in Mallorca, Spain, eliminated the bin liners and laundry bags from all guest rooms. TUI Blue Tropical in Sarigerme, Turkey, stopped buying room amenities in plastic packaging.
- **Food and drink services:** TUI Blue Grand Azur, TUI Blue Sarigerme and TUI Blue Seno in Turkey started to install water dispensers in the restaurants and bar areas to reduce the consumption of plastic water bottles.
- Jaz Casa Del Mar Beach in Hurghada, Egypt, has phased out single-use plastic water bottles completely and is **averting approximately 6 000 plastic bottles per day** by providing guests with water refill stations and reusable bottles.
- TUI Blue Bahari Zanzibar in Tanzania has also **reduced annual consumption of plastic water bottles by 700 000 plastic water bottles on average** by providing drinking water in glass bottles, which come from the water treatment and bottling plant that is installed onsite at Hotel The Mora on Zanzibar, Tanzania.
- The Atlantica Holiday Villages Rhodes hotel in Greece encourages suppliers to reduce packaging (for example, for fruits and vegetables); the purchasing departments check packaging when evaluating suppliers to buy products with recyclable packaging and try to buy in bulk. Examples of products included in these actions include chemicals, oil, water, spices, sugar, flour, salt, beer, feta cheese, olives, vinegar, and sauces.
- The TUI Blue Pascha Bay hotel in Turkey opted for paper, kraft, and wooden packaging rather than single-use plastic options. Larger volume products with recyclable packaging were chosen over small disposable packaging.

? ITEMS ELIMINATED WITHIN REGULATORY FRAMEWORK BANNING SINGLE-USE PLASTIC

X No

INTRODUCTION OF REUSE MODELS

AREAS OF FOCUS FOR 2023

**Food and drink services**

-  single portion or single serving packaging
-  items

 Partial move to reuse models

 Full move to reuse models

- PREVIOUS AREAS OF FOCUS (2022)
- food and drink services
 - service areas

HIGHLIGHTS

- **Food and drink services:** In 2023, a water filtration system has been implemented at Jaz Casa Del Mar Beach in Hurghada, Egypt; water is now bottled onsite in glass bottles using internationally acclaimed, state-of the-art water filtration technology. During the successful pilot, Jaz Casa Del Mar Beach strategically placed five water refill stations. These stations are located throughout the resort and granted guests as well as staff easy access to purified water, markedly reducing reliance on single-use plastic bottles. This investment in the water stations proved economically viable, with a rapid return on investment expected within 6 to 8 months.
- The TUI Magic Life Club Calabria hotel in Italy has encouraged the use of reusable plastic containers wherever possible. For example, many cleaning products arrive in large containers and are then decanted into smaller, reusable containers. Additionally, all pool products are delivered in plastic canisters that, once emptied, are collected by the supplier and refilled.

ENGAGING THE VALUE CHAIN

- ✓ **Engaged suppliers** to provide data on recyclability and compostability of plastic packaging
- ✓ **Established procurement criteria** on reusability, recyclability, and compostability

In 2023, the TUI Group Policy on “Diverse, Sustainable & Ethical Sourcing” has been launched which includes requirements for different sections, such as water usage, energy supply, textiles and plastics.

There are two requirements on plastics included:

- 1: 100% avoidance of single-use plastics (with an exception for medical or regulatory reasons);
- 2: The use of plastic “give-away” items should be avoided in favour of more sustainable solutions, including locally sourced from renewable materials, or avoiding the give-away completely. If a plastic item is needed, 100% of the product should be recyclable via commonly available local methods.

Although challenging to always meet these requirements, integrating these principles into the decision-making process ensures that the requirements are consistently considered. This approach enhances the sustainability of its actions by giving these factors equal priority alongside price, delivery, quality, and business outcomes such as revenue and margin.

All companies which are majority owned by TUI AG, directly or indirectly, whether domestic or foreign, and whether management control directly or indirectly lies with TUI AG need to comply with this policy.

This policy is officially approved by the GEC (Group Executive Committee), consisting of twelve members, including the Executive Board members, and chaired by the Chairman of the Executive Board. The GEC was set up to enhance informed, effective decision-making and to create a flat hierarchy and strong execution environment.

INCREASING RECYCLED CONTENT

- ✓ **Engaged suppliers** to provide data on percentage of recycled content in plastic packaging and items
- ✓ **Established procurement criteria** on percentage of recycled content in packaging and items

COLLABORATE AND INVEST

- ✓ **Training and means provided** for staff to sort solid waste (especially plastic waste)
- ✓ **Engaged business and other key stakeholders** to improve the performance of waste service providers

Training is essential for hotels to engage staff on sustainability topics, including waste management and recycling. This is also a requirement of hotel sustainability certification schemes, and currently over 75% of TUI Hotels & Resorts hold a valid certification to a GSTC-Recognised standard (in 2022 it was 61%).

A few examples include:

- **SplashWorld Aqua Mirage (Morocco):** The hotel has implemented a comprehensive recycling programme to ensure that any remaining plastic waste is properly managed and recycled. The housekeeping team has been trained to use eco-friendly cleaning products in refillable containers, reducing the need for single-use plastic packaging. Guests are also encouraged to participate in the hotel's sustainability efforts by promoting the use of refillable toiletry containers in all 550 guest rooms.
- **TUI Blue Scheherazade (Tunisia):** The hotel has reduced plastic waste by replacing single-use cups with durable ones around the pool area, as well as replacing plastic bottled water with drinking water dispensers and reusable cups. Furthermore, bin liners have been removed from the bedrooms and are only used in bathrooms. Hotel employees are trained on how to select bag types to minimise plastic usage (i.e. the correct size and thickness). Cleaning supplies and other products are purchased in bulk to cut plastic packaging waste. These steps support sustainability while maintaining quality service.
- **Atlantica Princess (Greece):** In 2023, measures taken at the hotel have focussed on reducing or eliminating plastic. The continuous training of employees as well as introducing appropriate labels in both staff-only and public areas of the hotel for the correct sorting of organic and recyclable waste always brings better results.
- **TUI Magic Life Club Candia Maris (Greece):** Free gifts for guests were ordered to exclusively use non-plastic packaging options. The hotel is in close contact with local authorities and is participating in seminars on recycling methods. The employees are trained to improve recycling practices, including in their own homes to increase the impact.

TUI CRUISES (INCLUDING HAPAG LLOYD CRUISES) AND MARELLA CRUISES

Signatory since 2021

ORGANISATION SIZE

REGIONS OF OPERATION
Africa
Asia and the Pacific
Europe
Latin America and the Caribbean
North America
West Asia

**Passengers**
630 000 TUI Cruises
(including Hapag Lloyd)
296 000
Marella Cruises

Annual revenue, USD
\$2.9 billion

**Cabins covered by measurement exercise**
17 111

REPORTING SCOPE

NUMBER OF PROPERTIES (SHIPS)	2023 SCOPE 16	Third-party verification of report data None.
CATEGORIES I-III I + II + III	2021 & 2022 SCOPE TUI Group did not provide disaggregated cruise data during these years	Reporting period October 2022 – September 2023

PLASTIC METRICS

	TOTAL WEIGHT, TONNES	WEIGHT PER PASSENGER CRUISE DAY, GRAMS
	2023	2023
Marella Cruises	159.3	53.2
TUI Cruises	311.0	53.2
Total	470.3	53.2

BASELINE MEASUREMENT

This is the first reporting year in which TUI Group has provided data which isolates plastic usage for cruises. As the total weight for TUI Cruises is based on an extrapolation from actual data for Marella Cruises, it is likely that the baseline will be recalculated in 2024.

ADJUSTMENTS TO MEASUREMENT METHODOLOGY





- The total plastic weight includes multiple types of plastics that are segregated onboard the ships; however, TUI has reported that it was too challenging to break the data down by GTPI category.
- TUI aims to look at possibilities for next reporting year(s) to obtain a data breakdown for a subset of Category I items used in operations.
- Cruise data is estimated based on the total plastics discharged to shore (m³). The EPA conversion factor for LDPE (compacted) was then applied (Volume-to-Weight Conversion Factors can be found [here](#).)

Implementation progress by commitment area

ELIMINATION OF PLASTICS

TUI CRUISES

AREAS OF FOCUS FOR 2023

- **Rooms**
 items
- **Food and drink services**
 items

 Partial elimination  Full elimination





HIGHLIGHTS

- **Rooms:** The bin liners in the passenger cabins have been completely eliminated without alternative; this excludes the bin liners in the bathroom where the elimination will be piloted. **This action saves 12 million bin liners annually fleetwide.**
- **Food and drink services:** Usage of single-use plastic cups has been reduced by replacing them with reusable and BPA-free ice-cream cups in all ice-cream bars in the Mein Schiff fleet.

PREVIOUS AREAS OF FOCUS (2022)
• food and drink services

MARELLA CRUISES

AREAS OF FOCUS FOR 2023

- **Rooms**
 items
- **Food and drink services**
 items

 Partial elimination  Full elimination

HIGHLIGHTS




- **Rooms:** The vanity bin liners and cabin bin liners have completely been eliminated without any alternative. **This action saves more than 302 778 bin liners a year fleetwide.**
- **Food and drink services:** In some cases, such as the ‘take-away coffee bars’ and in cruise port terminals, single-use plastic cups have been replaced by recyclable paper cups.

PREVIOUS AREAS OF FOCUS (2022)
• N/A – data for Marella Cruises not previously provided.

INTRODUCTION OF REUSE MODELS

TUI CRUISES

AREAS OF FOCUS FOR 2023

- **Food and drink services**
 items
-  Partial elimination  Full elimination




HIGHLIGHTS

- **Food and drink services:** Reusable and BPA-free ice-cream cups are now used in all ice-cream bars in the Mein Schiff fleet, along with the use of stainless steel ice-cream spoons. This action was piloted in 2022 and rolled out in 2023.

PREVIOUS AREAS OF FOCUS (2022)
• food and drink services

MARELLA CRUISES

AREAS OF FOCUS FOR 2023

- **Food and drink services**
 items
-  Partial elimination  Full elimination

HIGHLIGHTS

- **Food and drink services:** Single-use plastic cups in bars have been replaced with reusable cups or recyclable paper cups in some cases (at the ‘take-away coffee bars’ or in cruise port terminals).

PREVIOUS AREAS OF FOCUS (2022)
• N/A – data for Marella Cruises not previously provided.

4.2 DESTINATIONS

Destination signatories include, among others, national tourism administrations or organisations, national and local destination management organisations and subnational governmental entities.

Six signatories in this category were already part of the GTPI network in 2023 and were therefore invited to take part in this reporting cycle. Submissions were received from all six destinations, as follows:

National tourism organisations and other national governmental bodies

- > Azerbaijan Tourism Board (ATB)
- > República Dominicana, Consejo Nacional para el Cambio Climático y Mecanismo de Desarrollo Limpio (Dominican Republic, National Council for Climate Change and Clean Development Mechanism)

Local destination management organisations and other subnational governmental bodies

- > Department of Tourism & Cultural Affairs, Punjab, India (Punjab Tourism)
- > Direção Regional do Ambiente e Mar, Madeira, Portugal (DRAM, Regional Directorate of the Environment and the Sea), previously named Direção Regional do Ambiente e Alterações Climáticas (DRAAC, Regional Directorate of Environment and Climate Action)
- > Fundació Visit València, Spain
- > Thompson Okanagan Tourism Association (TOTA), Canada

This chapter contains a brief summary of the progress achieved by destination signatories, followed by six profiles which provide greater detail on actions taken by each organisation.

The profiles are structured by the following commitment areas: encouraging affiliated organisations to join the GTPI, integrating circularity in the use of plastics into local policies, promoting traveller engagement on recycling and reuse throughout their journey, and collaborating with the private sector, NGOs, and other destinations to achieve the GTPI objectives and vision.

Reporting requirements

All destinations are required to report via the GTPI reporting platform. Destinations are not required to measure the annual weight of plastics consumed in their jurisdiction.

Summary of findings

- Destination signatories have great potential to leverage their networks to increase GTPI membership. So far, 50% of destinations report efforts to introduce the initiative to their networks; however, information is not yet available on the outcomes of outreach efforts in terms of additional organisations joining the GTPI.
- To promote circularity in plastics usage, destinations play an important role in setting up supporting frameworks (operational and legislative) to help the private sector in staying ahead of the application of plastics legislation and implementing relevant operational changes. Destinations help to coordinate the tourism sector by introducing sustainability certifications, providing access to training, technical resources and best practice guidelines and sharing local case studies. They also contribute to strengthening local waste management infrastructure in tourism hotspots, cleaning sites hit by plastic pollution, and raising public awareness and understanding of sustainable plastic management.
- Destinations work to encourage sustainable behaviours among tourists by communicating about plastic management on social media platforms and creating an appropriate enabling environment, for example, by ensuring that large public events are set up to be plastic-free and zero-waste, and by installing correctly labelled bins to separate wastes at tourism destinations.
- Destinations engage with a broad cross-section of value chain stakeholders to collaborate to achieve GTPI objectives. Activities include awareness-raising or educational initiatives, collecting data on local plastic usage, working with the private sector to introduce sustainability certification schemes in the hospitality sector, and supporting local sustainable businesses or initiatives related to plastic management.

INDIVIDUAL REPORTING PROFILES OF NATIONAL TOURISM ORGANISATIONS AND OTHER NATIONAL GOVERNMENTAL BODIES

AZERBAIJIAN TOURISM BOARD (ATB)

Signatory since 2021

COMMITMENT AREA 1: ENCOURAGING NETWORK TO JOIN THE GTPI

The ATB conducted a comprehensive outreach effort to introduce the Global Tourism Plastic Initiative (GTPI) to various stakeholders, including private sector organisations, NGOs, and other destinations. Through a combination of online and in-person engagements, the ATB strategically connected with key entities in the Azerbaijan tourism sector.

Outreach efforts included targeted meetings with key stakeholders such as the Azerbaijan Tourist Guides Association (ATGA), Association of Travel Agencies of Azerbaijan (ATAA), Azerbaijan Hotel Association (AHA), State Tourism Agency (STA), DAIR Hotels and Restaurants Association, International Dialogue for Environmental Action (IDEA), SKAL International BAKU, Azerbaijan Cultural Heritage Protection and Tourism Support Association (AMITA), Azerbaijan Ecotourism Association (AzETA), Tamiz Shahr JSC, and Azerbaijan Health and Thermal Tourism Support Association (AHTTSA).

COMMITMENT AREA 2: INTEGRATING CIRCULARITY IN THE USE OF PLASTICS INTO LOCAL POLICIES

2.1. Stimulating the elimination of plastics

At a meeting on January 21, 2023, initiated by the ATB, the Board collectively addressed the urgent need to eliminate problematic plastic packaging in the tourism sector. Simultaneously, awareness campaigns were launched, educating tourists and local businesses on the environmental consequences of plastic pollution. Partnering with the Azerbaijan Tourist Guides Association, Association of Travel Agencies of Azerbaijan and Azerbaijan Hotel Association, the ATB implemented incentive programmes which encourage the adoption of plastic-free alternatives. These initiatives fostered partnerships with relevant stakeholders, facilitating ongoing coordination and dialogue. Early indicators suggest a reduction in plastic waste, heightened awareness, and the establishment of a robust collaborative foundation for sustained efforts in eliminating plastic packaging at both the country and destination levels.

Through the collaborative endeavours of the State Tourism Agency of the Republic of Azerbaijan, the ATB, and the Ministry of Ecology and Natural Resources, a webinar was convened on February 18, 2023, with the objective of mitigating plastic waste in the tourism sector. During the webinar, an employee from the Ministry of Ecology and Natural Resources delivered a presentation titled "Consequences of Plastic Waste on the Environment." Additionally, representatives from the ATB provided insights on the GTPI. This online event, designed as an educational platform, sought to enhance awareness among participants regarding the ecological ramifications of plastic waste in the realm of tourism. The organisation of this webinar reflects the shared commitment of key stakeholders to tackle plastic pollution and advance sustainable practices within the tourism sector.

2.2. Encouraging the implementation of reuse models

On March 13, 2023, the Azerbaijan Tourist Guides Association, in collaboration with the ATB, organised a tour for tourist guides to "Tamiz Shahr" OJSC and Balakhany Industrial Park. This initiative sought to align tourism practices with sustainable efforts and reduce the need for single-use plastic at the country level. During the tour, guides were immersed in the intricacies of waste management, recycling, and proper disposal at Balakhany Solid Household Waste Sorting and incineration plants.

2.3. Incentivising the use of reusable, recyclable, or compostable plastic packaging and/or items

Azerbaijan has become as a destination partner for the [Hotel Sustainability Basics](#) initiative of the World Travel and Tourism Council on March 6, 2023. This programme, driven by the Azerbaijan Tourism Bureau, focuses on instilling globally accepted sustainability criteria in hotels.

Under the "Planet" category of the [Hotel Sustainability Basics Criteria](#), specific attention is given to reusing consumables in hotels, aligning with the goal of promoting the use of reusable materials. Moreover, the emphasis on environmentally friendly cleaning products further advances the adoption of sustainable practices in the hospitality sector. By actively engaging with the World Travel and Tourism Council, Azerbaijan is fostering a comprehensive approach to sustainability, positively impacting the tourism sector by incentivising hotels to utilise reusable, recyclable, or compostable materials and contributing to a more environmentally conscious destination.

2.4. Supporting initiatives that aim at increasing collection, sorting, reuse, and recycling rates and facilitating the establishment of infrastructure and funding mechanisms

In alignment with environmental sustainability and biodiversity protection, the State Tourism Agency actively collaborated with relevant institutions in support of initiatives aimed at sorting, reuse, and recycling, as well as facilitating infrastructure development at the country level.

2.5 Stimulating demand for recycled content across all plastic packaging and items used by 2025

Azerbaijan has worked with pertinent institutions, including the tourism sector and the Ministry of Ecology and Natural Resources of Azerbaijan, to enact policies promoting the adoption of recycled content in all plastic packaging and items by 2025.

Initiatives such as awareness campaigns, educational tours, and participation in global forums, collectively contribute to disseminating knowledge about the environmental impact of plastic waste and fostering a shared commitment to sustainable practices. The active engagement of Azerbaijan in international programmes like the “Hotel Sustainability Basics” and participation in the PATA annual summit underscores its commitment to responsible tourism, inherently driving the demand for recycled materials. These diverse activities, policy implementations, and international collaboration, collectively aim to create an environment conducive to a heightened demand for recycled content, thereby fostering a sustainable approach to plastic usage at both the country and destination levels.

COMMITMENT AREA 3: PROMOTING TRAVELLER ENGAGEMENT ON RECYCLING AND REUSE THROUGHOUT THEIR JOURNEY

To encourage travellers to actively participate in recycling and reuse practices throughout their journeys, the ATB strategically aligned itself with the World Travel and Tourism Council’s [Hotel Sustainability Basics](#) initiative. A press conference held in Berlin on March 6, 2023, involving key stakeholders from the ATB, the World Travel and Tourism Council, and the Sustainable Hospitality Alliance, effectively communicated the emphasis of the programme on sustainability in hotels. By promoting these initiatives, Azerbaijan sought to instil a sense of responsibility among tourists, encouraging active participation in recycling and reuse practices throughout their journeys and thus fostering positive behaviour change.

COMMITMENT AREA 4: COLLABORATING WITH PRIVATE SECTOR, NGOS, AND OTHER DESTINATIONS TO ACHIEVE GTPI OBJECTIVES AND VISION

Through the stakeholder outreach reported under commitment area 1, the ATB engaged with a significant number of participants, including over 100 hotels, more than 70 tourist guides, and around 200 travel agencies. This multi-faceted approach allowed the ATB to disseminate information about the GTPI and fostered collaborative discussions with diverse stakeholders. Through these interactions, the ATB aimed to build awareness, garner support, and encourage active participation in the initiative, contributing to a collective commitment to plastic waste reduction and sustainable tourism practices within Azerbaijan’s tourism sector.

THIRD-PARTY VERIFICATION OF REPORT DATA

No third-party verification currently in place.

The State Tourism Agency has started to prepare an action plan on “Sustainable Tourism”, which includes the introduction of a national sustainable tourism label/certification scheme for the hotel industry which will require a third-party verification process.

REPÚBLICA DOMINICANA, CONSEJO NACIONAL PARA EL CAMBIO CLIMÁTICO Y MECANISMO DE DESARROLLO LIMPIO (DOMINICAN REPUBLIC, NATIONAL COUNCIL FOR CLIMATE CHANGE AND CLEAN DEVELOPMENT MECHANISM)

Signatory since 2023

COMMITMENT AREA 1: ENCOURAGING NETWORK TO JOIN THE GTPI

The Climate Change Council ran talks and workshops which mentioned the GTPI.

COMMITMENT AREA 2: INTEGRATING CIRCULARITY IN THE USE OF PLASTICS INTO LOCAL POLICIES

2.1. Stimulating the elimination of plastics

To encourage and motivate the private sector to implement mitigation actions, in the framework of the 15th Anniversary of the Climate Change Council, the Second Awards Ceremony was held for the private sector, in which 26 companies were awarded 26 scrolls for their efforts to implement actions and voluntary reporting of progress contributing to climate transparency. This included three special mentions and six plaques for carbon neutrality, including a special mention. Among the activities carried out by the companies recognised is the efficient use of materials and the replacement of plastics with sustainable materials.

2.2. Encouraging the implementation of reuse models

The Climate Change Council, in coordination with UNDP and ECORED (group with more than 90 companies), is working on the Mesa de Articulación Empresarial (Business Coordination Board) which seeks to reduce the carbon footprint of companies. This includes the reduction of waste mainly in the food and beverage sector; the agreement requires that these companies voluntarily report their emissions and reductions.

2.3. Incentivising the use of reusable, recyclable, or compostable plastic packaging and/or items

Through the Mesa de Articulación Empresarial (Business Coordination Board), good practice initiatives are promoted, including integrated waste management.

2.4. Supporting initiatives that aim at increasing collection, sorting, reuse, and recycling rates and facilitating the establishment of infrastructure and funding mechanisms

Through lectures and workshops given to public and private institutions, as well as training and sensitisation on good sustainability practices (including integrated waste management), the Climate Change Council aimed to reach 900 people by 2023.

2.5 Stimulating demand for recycled content across all plastic packaging and items used by 2025

Through the dissemination of institutional best practice guidelines.

COMMITMENT AREA 3: PROMOTING TRAVELLER ENGAGEMENT ON RECYCLING AND REUSE THROUGHOUT THEIR JOURNEY

The Climate Change Council as a coordinating body for climate change policies does not interfere directly in the activities of travellers but promotes good practices in the tourism sector in all its activities.

COMMITMENT AREA 4: COLLABORATING WITH PRIVATE SECTOR, NGOS, AND OTHER DESTINATIONS TO ACHIEVE GTPI OBJECTIVES AND VISION

The Climate Change Council as a coordinating body for climate change policies does not interfere directly in the activities of other destinations, but promotes good practices as described above.

THIRD-PARTY VERIFICATION OF REPORT DATA

Third-party verification in place for all reported data.

As a state institution, annual planning data presented in reports is verified by the Ministry of Economy, Planning and Development through reports on the activities carried out, which are supported by photographs and lists of participants.

INDIVIDUAL REPORTING PROFILES OF LOCAL DESTINATION MANAGEMENT ORGANISATIONS AND OTHER SUBNATIONAL GOVERNMENTAL BODIES

DEPARTMENT OF TOURISM & CULTURAL AFFAIRS, PUNJAB, INDIA (PUNJAB TOURISM)

Signatory since 2023

COMMITMENT AREA 1: ENCOURAGING NETWORK TO JOIN THE GTPI

Local tourism businesses, NGOs, and other destinations have been introduced to the GTPI framework through workshops and direct collaboration.

Plans are ongoing to expand outreach to more destinations and private sector organisations to raise awareness about GTPI commitments.

COMMITMENT AREA 2: INTEGRATING CIRCULARITY IN THE USE OF PLASTICS INTO LOCAL POLICIES

2.1. Stimulating the elimination of plastics

Key policies implemented:

- **Statewide ban on single-use plastics (SUPs):** Enforced through **Punjab Pollution Control Board (PPCB)** regulations. Restricts the use of plastic cutlery, straws, polythene bags, and polyethylene terephthalate (PET) bottles at tourist sites, hotels, and restaurants.
- **Zero-waste & plastic-free events policy:** Major cultural festivals, including **Hola Mohalla** and **Baisakhi Mela**, are organised as SUP-free and zero-waste events.
- **Mandatory green certification for hotels and resorts:** Introduced guidelines for sustainable hospitality, requiring hotels and restaurants to:
 - Replace plastic packaging with biodegradable alternatives.
 - Use cloth/jute bags instead of plastic bags for packaging.
- **Punjab Pollution Control Board (PPCB) initiatives:**
 - Active monitoring and enforcement of **plastic ban laws**.
 - Awareness drives on the **impacts of plastic pollution** in tourist hubs.
 - Coordination with municipalities for **strict waste segregation**.
 - Official campaigns: [PPCB's plastic-free initiatives](#), [Hola Mohalla plastic waste management](#).
- **Tourism Board's Green Travel Initiative** - Mandatory approvals from **Punjab Tourism Board's environmental panel** before launching new projects ([Source](#)).

Impact & Future Steps

- Reduction in plastic waste generation at major tourism sites.
- Increased adoption of reusable alternatives in hospitality & events.
- Stronger inter-departmental collaboration for sustainable tourism.
- Expansion of plastic-free initiatives to all major religious and cultural events.

Main Partners

- **Punjab Pollution Control Board (PPCB)** – Regulatory oversight on plastic waste management and zero-waste events.
- **Punjab municipal corporations and local urban bodies** – Implementation of plastic bans, waste collection, and recycling programmes.
- **Religious institutions (e.g. gurdwaras, temples)** – Adoption of reuse models in large gatherings (e.g. Hola Mohalla langars).
- **Hotels and restaurant associations** – Encouragement of plastic-free hospitality practices and reusable packaging.
- **Non-Governmental Organizations (NGOs) & environmental groups** – Awareness campaigns and policy advocacy for plastic-free tourism.
- **Private sector and sustainable product manufacturers** – Partnerships for eco-friendly packaging, cloth bags, and reusable cutlery.

2.2. Encouraging the implementation of reuse models

- Introduced zero-waste policies at large public gatherings, such as Hola Mohalla, ensuring the use of reusable cutlery, plates, and packaging instead of single-use plastics.
- Implemented restrictions on single-use plastic in hotels, restaurants, and tourism hotspots, encouraging the use of biodegradable and reusable alternatives.

Impacts

- Reduction in plastic waste at major events and tourism hubs.
- Increased adoption of reusable packaging by vendors and hotels.
- Strengthened eco-friendly infrastructure through water refill stations.

2.3. Incentivising the use of reusable, recyclable, or compostable plastic packaging and/or items

Zero-waste & plastic-free event initiatives:

- [Punjab Tourism has planned to organise major cultural and religious tourism events](#), such as Hola Mohalla, as plastic-free and zero-waste events in collaboration with the PPCB and local governing bodies.
- Waste management plans include designated collection zones, waste segregation at the source, and deployment of recycling units at event locations.

Strengthening plastic waste collection and recycling networks

- Integration of tourism businesses (hotels, restaurants, travel agencies) into Punjab's plastic waste collection and sorting network under PPCB's guidelines.
- Encouragement of tourism vendors to use segregated waste bins to separate recyclables from general waste.
- Collaboration with recycling industries and municipal bodies to ensure that collected plastic waste is processed and reintegrated into the circular economy.

Establishment of reuse and recycling infrastructure at tourism sites

- Punjab Tourism is working with local municipal corporations to install recycling bins and waste segregation stations at major tourist spots, ensuring plastic waste is collected efficiently and transported to recycling centres.
- Plans are being explored for Public-Private Partnerships (PPPs) to facilitate waste-to-value models, allowing private firms to invest in plastic recycling infrastructure at tourism sites.

Digital Monitoring & Awareness Campaigns

- In collaboration with PPCB, Punjab Tourism is promoting digital tracking of plastic waste collection and recycling efforts to ensure accountability.
- [Awareness programmes](#) for travellers and tourism businesses are being planned to educate them on proper waste disposal, sorting, and recycling practices.

Incentives and funding mechanisms for recycling

- Discussions are underway to establish incentives for tourism vendors and hotels that actively participate in plastic waste segregation and recycling initiatives.
- Potential partnerships with eco-tourism and sustainability funds to finance waste collection and recycling infrastructure at heritage and natural sites.

Impacts

- Reduction of plastic waste at major tourism events and destinations.
- Improved waste collection, sorting, and recycling efficiency.
- Encouragement of sustainable tourism practices among businesses and travellers.
- Enhanced collaboration between government, private sector, and NGOs on plastic waste management.

2.4. Supporting initiatives that aim at increasing collection, sorting, reuse, and recycling rates and facilitating the establishment of infrastructure and funding mechanisms

No activities reported.

2.5 Stimulating demand for recycled content across all plastic packaging and items used by 2025

- **Green tourism guidelines and plastic waste management rules compliance** - Punjab Tourism is aligning its sustainable tourism policies with the Punjab Plastic Waste Management Rules, encouraging vendors, hotels, and tourism operators to use recycled plastic in packaging and hospitality services.
- **Incentives for sustainable packaging in tourism businesses** - In collaboration with industry stakeholders, the Punjab Tourism is exploring incentives for businesses that adopt recycled-content packaging and reduce their plastic footprint.
- Proposals for eco-certifications and recognition of businesses using recycled plastic materials are under discussion.
- **Pilot projects on circular economy and waste-to-value initiatives** - Punjab Tourism is working on pilot projects with private waste management firms and recycling units to explore waste-to-value models, ensuring plastic collected from tourist destinations is reprocessed and reintegrated into the economy.
- Collaboration with recycling startups and industries is being considered to boost the market demand for recycled plastics in tourism-related goods.
- **Public awareness and industry collaboration** – Awareness campaigns are being run in collaboration with NGOs and environmental groups to educate tourism businesses, local vendors, and travellers on the importance of using recycled plastic materials.

COMMITMENT AREA 3: PROMOTING TRAVELLER ENGAGEMENT ON RECYCLING AND REUSE THROUGHOUT THEIR JOURNEY

- **Plastic-free Hola Mohalla** – Punjab Tourism, in collaboration with the Punjab Pollution Control Board (PPCB), organised Hola Mohalla as a plastic-free and zero-waste event in 2023 at Anandpur Sahib. This initiative aimed to eliminate single-use plastics and promote sustainable waste management practices at one of Punjab's largest cultural and religious gatherings. Visitors were encouraged to use biodegradable alternatives, while waste segregation and recycling were actively promoted. (Sources: [Daily Pioneer](#), [Quit Plastic](#))
- **Public awareness and social media campaigns** – The PPCB has actively used social media to spread awareness about plastic reduction at tourism sites. This includes urging visitors to minimise plastic use and encouraging businesses to adopt reusable, recyclable, or compostable alternatives at tourism destinations. (Sources: [PPCB Twitter](#))

COMMITMENT AREA 4: COLLABORATING WITH PRIVATE SECTOR, NGOS, AND OTHER DESTINATIONS TO ACHIEVE GTPI OBJECTIVES AND VISION

- Punjab Tourism has engaged eco-conscious businesses and hospitality partners to implement waste management solutions at major tourist destinations. Hotels, restaurants, and local vendors were encouraged to adopt plastic-free alternatives and reusable packaging solutions for visitors.
- Punjab Tourism partnered with environmental NGOs to conduct awareness campaigns, clean-up drives, and workshops educating tourists and local businesses on responsible plastic usage and waste disposal.
- Special initiatives, such as plastic-free festivals (e.g. Hola Mohalla, Baisakhi Mela etc.), were executed with the support of NGOs to minimise plastic pollution at mass gatherings.
- Worked closely with the Punjab Pollution Control Board (PPCB) to regulate plastic waste at tourism sites and ensure compliance with plastic waste management rules.
- Punjab Tourism, in collaboration with green travel initiatives and industry stakeholders, is in the process of developing eco-certifications for tourism businesses adopting sustainable waste management and plastic-free policies.

THIRD-PARTY VERIFICATION OF REPORT DATA

No third-party verification currently in place.

Punjab Tourism plans to introduce third-party verification.

DIREÇÃO REGIONAL DO AMBIENTE E MAR, MADEIRA, PORTUGAL (DRAM, REGIONAL DIRECTORATE OF THE ENVIRONMENT AND THE SEA)

Signatory since 2023

COMMITMENT AREA 1: ENCOURAGING NETWORK TO JOIN THE GTPI

DRAM has so far not introduced the GTPI to any affiliated organisations or network members.

COMMITMENT AREA 2: INTEGRATING CIRCULARITY IN THE USE OF PLASTICS INTO LOCAL POLICIES

2.1. Stimulating the elimination of plastics

Policies and activities were implemented in the *Madeira Autonomous Region (RAM)*, including:

2014-2024 - [Interreg Project MAC Oceanlit](#) aims to reduce marine waste by generating knowledge, improving the waste management system and raising awareness among users and the public, favouring the conservation and recovery of protected coastal and marine natural spaces in the ocean archipelagos.

2017-2023 - [Interreg Project Atlantic Clean Atlantic](#) aims to protect biodiversity and ecosystem services in the Atlantic Area by improving capabilities to monitor, prevent and remove marine litter, to implement concrete measures and report back to OSPAR and the EU.

Since 2019 - “Programa Regional de Monitorização de Lixo-Marinho em praias da Região”

The Regional Beach-Litter Monitoring Program in Madeira was created in 2019 and is coordinated by DRAM, in collaboration with several public and private regional entities, and supported by several cooperation projects with reputable international partners. The Program has been successively expanded to cover all the islands of the Madeira Archipelago, currently monitoring 10 beaches quarterly (8 in Madeira Island and 2 in Porto Santo Island), regularly cleaning areas of remote accumulation on the island of Madeira, Porto Santo and Selvagem Pequena, and carrying out various awareness-raising actions with hundreds of volunteers in all regional municipalities. (Program Reports for 2021-3 can be accessed [here](#).)

The development of this Program focuses on three main axes:

1. Regular monitoring: The Program aims to evaluate the quantities, types, geographic and activities sources of coastal marine litter and, over time, design, monitor and evaluate the effectiveness of measures set to reduce its prevalence in the marine environment. It also presented the regional top 15 items of marine litter for the 2021-2023 period, from which small fragments (between 2.5 and 50 centimetres) of plastic and Styrofoam stand out, certainly a result of the state of degradation in which most items reach the region’s beaches, combined with the degradation caused by the effect of tides and the composition of regional beaches, mostly pebbles. A final reference must be made to the presence of five types of items considered as Single-Use Plastics (SUP), for which additional regional measures must be evaluated. It is important to highlight that data collection and analysis are based on OSPAR Convention references and methodologies, presenting robustness, statistical significance and a high level of confidence.
2. Remote accumulation areas clean-ups: The remote accumulation areas clean-ups allow the removal of large quantities of waste from areas with high ecological value, while also allowing an assessment of the quantities, types, geographic sources and activities of this waste, which, over the years has shown a special prevalence of items related to marine activities (mainly fishing and navigation).
3. Awareness raising (Estratégia MaRam - Poluição Zero no Mar da RAM in collaboration with the municipalities and schools in the Region): There has been notable growth in the number of beach cleaning campaigns and volunteers engaged (more than 1000), as well as the development of innovative complementary actions with high awareness-raising value, such as the “Em Deriva” exhibition or the promotion of communication actions at a regional, national and international level.

2023 - DRAM followed the negotiations on legislative and regulatory proposals issued by the EU, considering the specificities of being an outermost region:

- Regulation (EU) 2025/40 of the European Parliament and of the Council of 19 December 2024 on packaging and packaging waste, amending Regulation (EU) 2019/1020 and Directive (EU) 2019/904, and repealing Directive 94/62/EC. These regulations will apply from 12 August 2026.

2.2. Encouraging the implementation of reuse models

The region complies with the European guidelines of the SUP Directive ((Directive (EU) 2019/904 of the European Parliament and of the Council of 5 June 2019 on the reduction of the impact of certain plastic products on the environment. The directive has been transposed to the Portuguese law under the Decreto-Lei n.º 78/2021, de 24 de setembro, in its current version), and in some cases is stricter in limiting the use of these products:

- The drinks packaging used in the HORECA system (hotels, restaurants and cafés) is more than 90 per cent reusable packaging.
- All plastic bags with the function of 'checkout bag' and made available at a point of sale for transporting purchased products are subject to a financial contribution that is passed onto the end consumer.
- The Deposit and Refund System (Sistema de Depósito e Retorno - SDR) will come into effect in January 2026.

Examples of activities promoted to encourage reuse models and to reduce the need for single-use plastic packaging:

2022/2023

- DRAM was associated with the [Summer Opening festival](#) through the Madeira Circular Platform and the Interreg Project Atlantic Clean Atlantic. The aim of this partnership was to promote sustainable behaviour during the festival, with the use of reusable cups and the distribution of portable ashtrays, thus raising awareness of the problem of single-use plastics and marine litter.
- DRAM was associated with the [Colors PXO festival](#) through the Madeira Circular Platform. This partnership aimed to promote sustainable behaviours during the festival, such as using reusable cups.

2023

- [Distribution of reusable bags](#) to market visitors and traders of the market, with the aim of informing and raising awareness about replacing single-use plastics with sustainable alternatives, as well as adopting conscious consumption habits based on reuse practices.
- [Regional coordination of the European Week for Waste Reduction 2023 - Packaging waste](#). The European Week for Waste Reduction 2023 took place between 18 and 26 November, with the theme of 'Packaging'. The theme was chosen because of the proposal recently published by the European Commission to regulate the use of packaging and promote the reduction and reuse of materials. As the regional coordinator of the prevention week, DRAM supported and encouraged citizens, private organisations, public bodies, industry members and NGOs to actively participate in the prevention week.
- Identification of projects and companies developing reuse practices in their business models. These examples were integrated into the [Madeira Circular Platform](#) (Plataforma Madeira Circular).
- Meetings were organised to present the [Startup Ecoceno](#), which is a service dedicated to the introduction of reusable packaging in the catering sector, to the Summer Opening Festival and the Regional Directorate of Tourism, to adapt this solution for the events organised by these entities.
- Promotion and presentation of the [Startup BioReboot](#) in the Seminário "Madeira Circular, Modelos e Estratégias Circulares nas Empresas", organised by DRAM. This project aims to promote the use of biodegradable seedbeds to replace the disposable plastic trays and bags currently used in the agricultural sector. BioReboot, is committed to a circular economy business model by increasing the useful life of agricultural waste to produce packaging.
- Other case studies are available on the [Madeira Circular Platform](#) (Plataforma Madeira Circular).

2.3. Incentivising the use of reusable, recyclable, or compostable plastic packaging and/or items

No additional activities reported beyond those under commitment area 2.2.

2.4. Supporting initiatives that aim at increasing collection, sorting, reuse, and recycling rates and facilitating the establishment of infrastructure and funding mechanisms

2020/2021/2022/2023 – Implementation in the RAM of the Directive (EU) 2019/883 of the European Parliament and of the Council of 17 April 2019 on Port Reception Facilities for the delivery of waste from ships, amending Directive 2010/65/EU and repealing Directive 2000/59/EC. This Directive aims to protect the marine environment against the negative effects from discharges of waste from ships using ports located in the Union, while ensuring the smooth operation of maritime traffic, by improving the availability and use of adequate port reception facilities and the delivery of waste to those facilities. The PRF Directive was [transposed to Portuguese law under de Decreto-Lei n.º 102/2020, de 9 de dezembro](#). DRAM, in its competence as Regional Waste Authority, published the [Portaria n.º 101/2022, de 28 de fevereiro](#), which approves the fees and respective amounts to be charged for the procedure for analyzing and approving the Waste Reception and Management Plan provided for in under de Decreto-Lei n.º 102/2020, de 9 de dezembro, and the respective audits to verify the approved plans.

2021/2022/2023 - The [Annual Urban Waste Management Report](#) (Relatório Anual de Gestão de Resíduos Urbano - RARU), documents the evolution of urban waste management under the responsibility of the municipalities and the Urban Waste Management System (SGRU) in the Region, in the light of the objectives and targets set out in the Madeira Waste Strategy (ERRAM). The information reported results from the processing of data submitted by the organisations involved.

2022/2023 - **Communication Campaign in the Waste Management and Circular Economy Sector - Diz SIM à Correta Reciclagem!** ("Say YES to Proper Recycling!"). The aim was to encourage recycling and clarify doubts about what can be recycled. The campaign is made up of six different videos (see [plastic and metal packaging video](#)), focusing on the recycling circuit for the following waste streams: plastic and metal packaging, glass packaging, batteries, medicine packaging, waste electrical and electronic equipment and used cooking oil. This campaign was played on regional TV and shared on DRAM social media platforms between 2022 e 2023.

2023 - **"Alerta" Amarelo - Separação de Resíduos** (Yellow "Alert" - Waste Separation) training aimed at raising awareness of better selective waste disposal, especially waste that should be deposited in the plastic and metal container. Teachers and coordinators of the Eco-Schools Program, students, medical technicians, DRAM technicians who work in environmental awareness and citizenship, coastal monitoring, among other services, and took part of this training.

2.5 Stimulating demand for recycled content across all plastic packaging and items used by 2025

Outside of the scope of operations of DRAM.

COMMITMENT AREA 3: PROMOTING TRAVELLER ENGAGEMENT ON RECYCLING AND REUSE THROUGHOUT THEIR JOURNEY

- **Since 2022** – DRAM obtained the Silver level of the Sustainable Tourism Destination Certification, certified by EarthCheck, for the first time in 2022. This process is managed by the Regional Directorate of the Tourism, through "The Management Structure of the Madeira Certification Process (DMO)", the entity nominated by the Regional Government of Madeira (Resolution of the Regional Government Council n.º 51/2022, of 31 January 2022), with powers to plan, organize, implement, manage and supervise the certification of Madeira as a Sustainable Tourism Destination, according to the EarthCheck normative standard, on a collaborative basis. As part of the certification process, DRAM contributes annually with information in various environmental areas for the sustainability reports and action plans, including information on waste management and the development of policies and implementation of activities to promote awareness-raising for the adoption of conscious consumption habits based on reuse practices and the elimination of the use of single-use and/or unnecessary plastics in the RAM.

See link: <https://sustainableforall.visitmadeira.com/>

- **2023/2024** - Application submitted for a project co-financed under the Horizon Europe (HORIZON) in partnership with the Regional Directorate of the Tourism: **"Systemic circular solutions for a sustainable tourism"**. The pilot will test effective strategies to promote the reuse of processed materials, introducing full deposit return system (DRS) for regional touristic events, targeting tourists and residents. In particular, the pilot will implement a scheme to account for the recycling and reuse of processed materials (disposable materials), natural resources (water, emission, CO2 with high level indicators) and energies (fossil fuel or electricity) needed for the production and delivery of 2 touristic services which compose the touristic value chain: touristic events and accommodation services. Unfortunately, this project was not approved. We expect to obtain finance support for the actions of this project in other co-financed programs.

COMMITMENT AREA 4: COLLABORATING WITH PRIVATE SECTOR, NGOS, AND OTHER DESTINATIONS TO ACHIEVE GTPI OBJECTIVES AND VISION

The actions mentioned throughout this report reflect the ongoing work carried out by DRAM to raise awareness of the need to adopt conscious consumption habits based on reuse practices and eliminate the use of single-use and/or unnecessary plastics in the RAM, considering compliance with the associated European and national legislation.

DRAM has worked to adapt some legislation specifically to the region. RAM is following all national and European guidelines regarding the use of single-use plastics and the management of packaging waste.

DRAM believes that the work that has been carried out fits in with the vision and objectives of the GTPI.

THIRD-PARTY VERIFICATION OF REPORT DATA

No third-party verification currently in place.

FUNDACIÓ VISIT VALÈNCIA, SPAIN

Signatory since 2021

COMMITMENT AREA 1: ENCOURAGING NETWORK TO JOIN THE GTPI

Visit València [announced its signature to the GTPI](#) to members and stakeholders in 2021; no additional actions have been reported.

COMMITMENT AREA 2: INTEGRATING CIRCULARITY IN THE USE OF PLASTICS INTO LOCAL POLICIES

2.1. Stimulating the elimination of plastics

Visit València supports the dissemination and raises awareness of the national and regional policies regarding elimination of plastics among company members.

Members include all kinds of tourism companies, ranging from accommodation providers to local shops, restaurants, attractions, guided tours, and transport providers etc.

2.2. Encouraging the implementation of reuse models

Visit València supports the dissemination and raises awareness of the national and regional policies regarding elimination of plastics among company members.

2.3. Incentivising the use of reusable, recyclable, or compostable plastic packaging and/or items

Visit València supports the dissemination and raises awareness of the national and regional policies regarding elimination of plastics among company members.

2.4. Supporting initiatives that aim at increasing collection, sorting, reuse, and recycling rates and facilitating the establishment of infrastructure and funding mechanisms

Visit València supports the dissemination and raises awareness of the national and regional policies regarding elimination of plastics among company members.

2.5 Stimulating demand for recycled content across all plastic packaging and items used by 2025

No activities reported.

COMMITMENT AREA 3: PROMOTING TRAVELLER ENGAGEMENT ON RECYCLING AND REUSE THROUGHOUT THEIR JOURNEY

No activities reported.

COMMITMENT AREA 4: COLLABORATING WITH PRIVATE SECTOR, NGOS, AND OTHER DESTINATIONS TO ACHIEVE GTPI OBJECTIVES AND VISION

As reported in 2022, Visit València collaborated with and supported the implementation of the following public and private initiatives in València:

- The 'Circular Economy Strategy for the Tourism Sector of the Valencian Community' developed by [Innoecotur](#), a project which seeks to promote a circular economy in the tourism sector through the incorporation of eco-innovations and circular economy actions.
- HOSBEC, the hotel and tourism business association of the Valencian Community, is working with ECO-ONE, a Valencian hotel sustainability startup which will carry out an analysis to reduce the generation of plastic waste from hotels (more details [here](#)).
- [Hostelería #PorElClima](#): an initiative which promotes action against climate change in the hospitality industry.

THIRD-PARTY VERIFICATION OF REPORT DATA

No response.

THOMPSON OKANAGAN TOURISM ASSOCIATION (TOTA), CANADA

Signatory since 2021

COMMITMENT AREA 1: ENCOURAGING NETWORK TO JOIN THE GTPI

No activities reported.

COMMITMENT AREA 2: INTEGRATING CIRCULARITY IN THE USE OF PLASTICS INTO LOCAL POLICIES

2.1. Stimulating the elimination of plastics

- The Single-use Plastics Prohibition Regulations (SUPPR) are part of the Government of Canada's comprehensive plan to address pollution, meet its target of zero plastic waste by 2030, and help reduce greenhouse gas emissions. The Regulations implemented on June 20, 2023, prohibit the manufacture, import and sale of single-use plastic checkout bags, cutlery, foodservice ware made from or containing problematic plastics, ring carriers, stir sticks, and straws. An exception in the Regulations allow single-use plastic flexible straws to remain available, under certain conditions (outlined in the relevant [guidance documents](#)), so people who need them still have access.
- The Province of British Columbia implemented a [single-use plastic ban](#) which came into effect December 20, 2023. This action will supersede activities that have taken place before Dec 20, 2023.

As reported in 2022:

- TOTA promotes and sells Rogerie products produced from local plastic waste taken from the local landfill at its Tourism Visitor Centre.
- TOTA hosts a Sustainable business programme ([Biosphere Committed Companies](#)) that offers free or lower cost waste audits with the partner organisation GreenStep Solutions.
- TOTA is currently developing a collaboration with the British Columbia Hospitality Association (BCHA) to assess and summarise plastic waste reduction activities being implemented in regional accommodations.

2.2. Encouraging the implementation of reuse models

As reported in 2022, TOTA published blog posts and shared information on reducing single-use plastics and to increase awareness of the provincial ban.

TOTA also promotes and sells Rogerie products produced from local plastic waste at its Tourism Visitor Centre. Popular items are cups, soap dishes and houseplant pots.

2.3. Incentivising the use of reusable, recyclable, or compostable plastic packaging and/or items

No activities reported.

2.4. Supporting initiatives that aim at increasing collection, sorting, reuse, and recycling rates and facilitating the establishment of infrastructure and funding mechanisms

No activities reported.

2.5 Stimulating demand for recycled content across all plastic packaging and items used by 2025

No activities reported.

COMMITMENT AREA 3: PROMOTING TRAVELLER ENGAGEMENT ON RECYCLING AND REUSE THROUGHOUT THEIR JOURNEY

Through the Biosphere Sustainability programme, TOTA asks participating companies to implement and raise awareness of the infrastructure that they have in place for visitors to participate in local municipal recycling programs by having and correctly labelling collection bins at their public-facing locations. Correctly labelled recycling bins are also present at the TOTA Visitor Centre.

COMMITMENT AREA 4: COLLABORATING WITH PRIVATE SECTOR, NGOS, AND OTHER DESTINATIONS TO ACHIEVE GTPI OBJECTIVES AND VISION

- Initiated collaboration with the BCHA to investigate and quantify hotel plastic use in the region.
- Supported a pilot project with Rogerie to find accommodation providers to participate in a pilot project “Loop” to recycle and process waste plastic from the hotel into products for use at the hotel.

THIRD-PARTY VERIFICATION OF REPORT DATA

No third-party verification currently in place.

- TOTA has a third-party verified annual audit with Biosphere Sustainable hosted by the Responsible Tourism Initiative. This certification includes actions and activities relevant to all 17 UN SDGs. The audit takes place annually and any actions to reduce plastic use and increase reuse models are included in the audit process. Audits take place annually in September. TOTA successfully passed the audit for 2023.
- Results of the collaboration with BCHA will be shared in TOTA newsletters and on the TOTA website when completed in 2024.

4.3 Suppliers

Supplier signatories of the GTPI are businesses which provide plastic packaging or packaged goods to tourism businesses.

This signatory category contains two businesses: [deSter](#) and [Guava Amenities](#), both of which joined the initiative in 2020 and are submitting their third progress reports.

This chapter contains a brief summary of findings followed by individual company profiles to showcase the achievements of both signatories.

The profiles are structured by the following commitment areas: elimination of problematic and/or unnecessary plastics; introduction of reuse models or reusable alternatives; promoting reusable, recyclable, compostable packaging; increasing post-consumer recycled content in packaging; and collaboration and investment.

Reporting requirements

All suppliers are required to report via the GTPI reporting platform and to provide their [annual weight of single-use plastic sold](#).

Summary of findings

- > While there continues to be an overall increase in the total plastic sold compared to the 2021 baseline year, suppliers are implementing efforts to increase the relative share of reusable products sold compared to single-use plastic products:
 - deSter reports that single-use plastics fell to 39% of annual turnover in 2023, compared to 66% in 2019.
 - Guava Amenities reports that 75% of amenities tubes sold are now refill packs, demonstrating a shift away from single-use plastic amenity miniatures.
- > Consistent with previous years, both suppliers have been working to implement new reuse models across multiple product lines:
 - deSter has continued to work with airlines to implement reusable and closed-loop alternatives to single-use items such as cups, mugs and casserole dishes, and has worked also with Royal Antwerp FC to introduce reusable cups with embedded Radio Frequency Identification (RFID) tags, also piloting a deposit refund system.
 - Guava Amenities has been working to educate customers on using larger plastic containers rather than single-use plastic products; consequently, the company has seen an increase in the number of liquid amenities sold in 2L and 5L packaging.
- > Guava Amenities has worked on using upcycled materials such as straw to replace plastics, or compostable and low-carbon alternatives such as bamboo.
- > deSter has focused investments on expanding its closed-loop recycling programme.
- > Increased engagement with suppliers remains an important priority for the GTPI, as this category has not grown since the beginning of the initiative.

SUPPLIER REPORTING PROFILES

GUAVA AMENITIES

Signatory since 2020

ORGANISATION SIZE AND REPORTING SCOPE

REGIONS OF OPERATION	Annual revenue, USD
Asia and the Pacific	–
Reporting period	January 2023 – December 2023
Third-party verification of report data?	None.

PLASTIC METRICS					
	TOTAL WEIGHT, TONNES				
	(% change relative to baseline year)				
	2021 (baseline)	2022		2023	
Liquid amenities packaging	20.0	30.0	50% ↑	38.7	94% ↑
Dry amenities packaging	13.4	27.0	101% ↑	63.1	371% ↑
Plastic packaging wrap	20.6	11.5	44% ↓	6.3	45% ↓
Total weight, tonnes	54.0	68.4	27% ↑	108.09	58% ↑

ADDITIONAL DETAILS ON PLASTIC WEIGHT CALCULATION

- The weight data includes:
- Liquid amenities: 2L, 5L, 500ml, 440ml, 380ml, 300ml and 250ml packaging and tubes (30ml-53ml)
 - Dry amenities: dental kits, shavers, combs, shower caps and sanitary bags.
 - Plastic packaging wrap (oriented polypropylene, chlorinated polyethylene, pleat, wrap)
- The increases in weight seen in the table above are due to an increase in business following the COVID-19 pandemic.

PLANS TO IMPROVE DATA MEASUREMENT

- To look into capturing packaging weight during development stage of products.

Implementation progress by commitment area

ELIMINATION OF PLASTICS				
Packaging/item type	2021		2023	
	Single-use plastic weight sold (metric tonnes)	Single-use percentage by weight* (%)	Single-use plastic weight sold (metric tonnes)	Single-use percentage by weight* (%)
Oriented Polypropylene (OPP)	0.16	100	0.0015 99% ↓	100
Miniature bottles and amenities tubes	19.97	98	28.98 45% ↑	75

* 'Single-use percentage' refers to the proportion of items within a given product category which is made up of single-use items versus reusable alternatives (e.g. 40% of plastic cups sold are single-use).

Since 2019, Guava Amenities has been working on shifting away from single-use plastic packaging and amenities tubes.

Although the total weight of plastic produced has increased since 2022 (as shown in the first table above), the proportion of single-use plastic has fallen for these product types:

- Single-use plastic packaging: 42% of plastics packaging units produced in 2023 were paper and kraft wrappers and boxes rather than single-use plastic (compared to 32% in 2022).
- Amenities tubes: 52% (calculated by volume) of total amenities tubes produced in 2023 were refill packs of 2L or 5L rather than single-use tubes (compared to 42% in 2022).

ITEMS ELIMINATED WITHIN REGULATORY FRAMEWORK BANNING SINGLE-USE PLASTIC

X No

INTRODUCTION OF REUSE MODELS

- ✓ **Piloted reuse models for products or packaging**
- ✓ **Implemented reuse models across multiple product lines**
- ✓ **Introduced or expanded reuse models for consumer facing products/packaging**

In 2023, Guava Amenities educated customers on using larger plastic containers rather than single-use plastic products and saw, as a result, a large spike in the number of liquid amenities sold in 2L and 5L packaging. Guava Amenities was therefore able to increase the amount of non-single-use plastic sold by weight.

PROMOTING REUSABLE, RECYCLABLE, COMPOSTABLE PACKAGING

Guava Amenities is working with partners to make plastic packaging/items more reusable, recyclable or compostable, working with clients to educate them on the advantages of using plastic packaging/items that are reusable, recyclable or compostable, and sourcing alternatives to plastic packaging/items that are reusable, recyclable or compostable (such as non-plastic solutions including glass or aluminium).

INCREASING POST-CONSUMER RECYCLED CONTENT IN PACKAGING

Given the diverse regulatory requirements in the Asia & Pacific region that is Guava Amenities’s major market pertaining to post-consumer recycled content, Guava Amenities has been focusing efforts on using materials such as straw to replace plastics, or compostable and low-carbon alternatives such as bamboo.

COLLABORATE AND INVEST

Guava Amenities is now able to offer clients the option of either chemical or mechanical recycling for items collected via takeback programmes and is in the process of scaling its network of recyclers in the countries in which the company operates.

A team member from the Partnership team is working on looking for recycling partners and managing these partnerships.



Signatory since 2020

ORGANISATION SIZE AND REPORTING SCOPE

REGIONS OF OPERATION		Annual revenue, USD
Asia and the Pacific		\$362 million
Europe		
North America		
West Asia		
Reporting period	January 2023 – December 2023	Third-party verification of report data?
		Partial – External verification executed by DQS on all greenhouse gas data (including scope 3)

PLASTIC METRICS			
	TOTAL WEIGHT, TONNES		
	(% change relative to baseline year)		
	2021 (baseline – revised in 2024)	2022 (revised in 2024)	2023
Total weight, tonnes	11 430	15 281 34% ↑	11 860 4% ↑

ADDITIONAL DETAILS ON PLASTIC WEIGHT CALCULATION

The total weight includes the total amount of plastic material used to produce all **single-use plastic packaging** in the deSter portfolio (glasses, cutlery, dishes, boxes, lids, ovenable casseroles etc.). Weight data has been revised during this reporting cycle for 2021 and 2022 to correct the unit of measurement for previously reported figures.

The increase in plastic weight between 2021 and 2022 reflects a return to normal business operations following the COVID-19 pandemic.

The 2023 weight reported reflects a relative decline in single-use plastics as a portion of total revenue, as deSter’s turnover in 2023 was much higher than 2021 and 2022.

All percentage changes are calculated relative to 2021 which is the baseline year.

PLANS TO IMPROVE DATA MEASUREMENT

- deSter launches each year its ESG report (with more details on the progress on its circular economy targets) and aligns reporting with the Corporate Sustainability Reporting Directive (CSRD) reporting standards.
- By 2025, deSter will include the data of the two latest company acquisitions; this data will be available in deSter 2024 sustainability report and so will be included in GTPI reporting next year.

Implementation progress by commitment area

ELIMINATION OF PLASTICS				
	2019		2023	
Packaging/item type	Single-use plastic weight sold (metric tonnes)	Single-use percentage by weight* (%)	Single-use plastic weight sold (metric tonnes)	Single-use percentage by weight* (%)
Cutlery	5 919	24	663 89% ↓	6
Drinking cups	8 136	33	3 915 52% ↓	33
Bowls	3 216	13	1 480 54% ↓	12

* 'Single-use percentage' refers to the proportion of items within a given product category which is made up of single-use items versus reusable alternatives (e.g. 40% of plastic cups sold are single-use).

ITEMS ELIMINATED WITHIN REGULATORY FRAMEWORK BANNING SINGLE-USE PLASTIC

% YES

Since July 2021, under the EU single-use plastic regulation, it is prohibited to place any single-use plastic cutlery on the EU market.

INTRODUCTION OF REUSE MODELS

- ✓ Piloted reuse models for products or packaging
- ✓ Implemented reuse models across a number of product lines

The products described in the examples below are a result of deSter's in-house design, engineering and manufacturing capabilities and are either developed in cooperation with customers or are proactive developments by deSter. For more information, see the [deSter 2023 sustainability report](#) (pp. 23-26).

Examples of reuse model projects undertaken in 2023:



Lufthansa 'Onboard Delights' reusable mug for hot beverages:
The high-quality mugs replaced disposable products made of plastic-laminated paper.



Royal Antwerp FC reusable cups with deposit refund system
deSter developed and launched reusable cups with embedded RFID chips for Belgian pro league soccer club Royal Antwerp FC (RAFC) together with Aucxis RFID Solutions, ACG maatwerkbedrijf (a sheltered workspace) and Weezevent. deSter's cups enabled RAFC to eliminate single-use plastic cups throughout the stadium and benefit the fans, who can quickly return empty containers via smart cup collection after finishing their drinks.



Reusable vending machine cups
deSter has designed cups to be automatically handled in vending machines, completely branded, low stacking, and optimised for efficient washing. The cups are also recyclable at end-of-life stage after multiple reuses.



The Collect Cup: reusable cups and collection systems for airlines

Numerous obstacles, such as limited space on board and in airport kitchens, discourage airlines from replacing disposable cups. deSter is working to optimise the design and materials of reusable cups, and to revamp the service procedures and equipment required to make them possible.

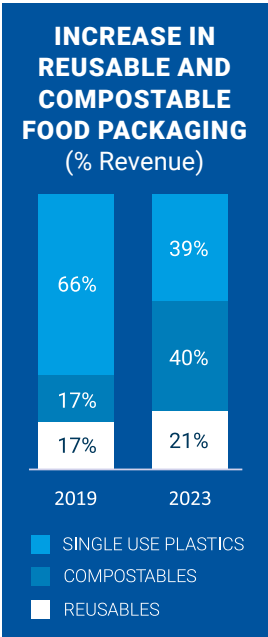
Cathay Pacific reusable casserole and lids

In 2022, deSter converted single-use plastic lids and cutlery for Cathay’s Economy and Premium Economy classes into reusable products. Continuing this collaboration in 2023, deSter shifted the focus to the airline’s casseroles and lids. Cathay’s tableware collection has been redesigned to provide reusable alternatives for these items, which will be tested on board in 2024 and officially introduced later in the year.



PROMOTING REUSABLE, RECYCLABLE, COMPOSTABLE PACKAGING

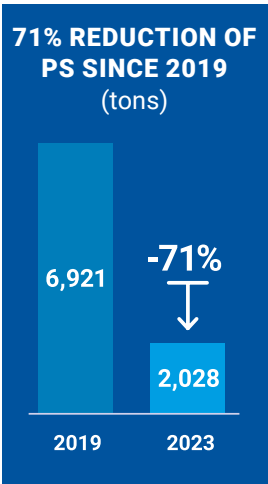
For more information, see p.134 of the [deSter sustainability report](#).



The graph on the left, taken from the deSter sustainability report, shows progress made in switching products to be more compostable or reusable, the growth in these portfolios, and the reduction in single-use plastics. Reusable products increased from 17% in 2019 to 21% of annual turnover in 2023; compostable items increased from 17% to 40%; meanwhile, single-use plastics fell to 39% of annual turnover in 2023, compared to 66% in 2019.

For compostable products, deSter mainly switched to fibre-based packaging (bagasse wet-molded fibre) and paper board cutlery. For this deSter also invested in its own wet-molded fiber production in the deSter Thailand factory and invested in in-house developed paper board cutlery production lines. In 2023, deSter already had multiple paper board lines in its Belgium factory and one line in its Thailand factory. The R&D department is focussed on further developing necessary compostable material solutions (e.g. coating-free ovenable compostable products, plastic-free paper cups etc.). More info on some of compostable product projects of 2023 can be found on pp. 28-29 of the deSter sustainability.

deSter also introduced new reusable products and models; see details provided in the previous section above.



In 2023, deSter also continued to phase-out non-recyclable plastics (which is Polystyrene, PS, material); the weight sold has fallen by 71% compared to 2019.

INCREASING RECYCLED CONTENT

This is a goal to which deSter did not commit.

Only recycled polyethylene terephthalate, rPET, can be used for food packaging. As the market increasingly shifts away from single-use plastics, deSter is not retroactively switching current materials to recycled materials. Therefore, deSter did not define a separate goal for the use of recycled plastics.

COLLABORATE AND INVEST

Expansion of closed-loop recycling programme.

In 2023, deSter continued working with KLM Royal Dutch Airlines to bring food contact-safe closed-loop recycling system for plastic tableware to the airline’s Premium Comfort Class and introduced the concept to Etihad Airways. Reusable items were brought from Cathay Pacific, Emirates and TAP Portugal flights into a closed-loop recycling process, which involved deSter factories in Belgium and Thailand. An investigation was also undertaken to enable closed-loop recycling of items that contain RFID tags.

deSter has invested in the following efforts related to closed-loop recycling: further investments in collection boxes, time spent by the Research & Development (R&D) team, Product Management team, Sales team or manufacturing engineers to set up additional systems, transport of products to be recycled, and the implementation of the actual regrinding and production to create the same item.

4.4 SUPPORTING ORGANISATIONS

Supporting organisations are GTPI signatories which have [wide-reaching networks](#) and can therefore contribute to creating [positive multiplier](#) effects to advance a circular plastics economy, despite not having a large plastic footprint themselves. [These include associations, NGOs, business networks, certification schemes, academic institutions, and consultancies.](#)

For supporting organisations, GTPI commitments focus on network engagement and communication rather than direct elimination of plastic.

[61 supporting organisations were part of the network in 2023](#) and were invited to submit a progress update. **This report includes updates from 28 supporting organisations with over 19 000 network members.**

This chapter is structured by the following commitment areas: encouraging affiliated organisations to join the GTPI; advising and guiding affiliated organisations to better manage plastics; and communicating successes. Findings are presented only in an aggregated form, without individual company profiles.

Reporting requirements

All supporting organisations are required to report via the GTPI reporting platform. Supporting organisations are not required to provide any plastic metrics.

Summary of findings

- > While many supporting organisations continue to make efforts to promote the GTPI to their networks and encourage new membership, there is still no clear overview regarding the conversion rate to new joiners.
- > 58% of the reporting signatories developed or shared technical resources on plastic management for the tourism sector, including plastic waste reduction toolkits, best practice guidance, articles on the impact of plastic pollution, and case studies.
- > 54% of the reporting signatories delivered training to their networks through webinars and workshops.
- > 82% used social media channels to communicate with their networks; social media remains the most popular engagement method for supporting organisations.
- > Websites and newsletters are also popular channels, used by 79% and 75% of reporting signatories respectively.

REPORTING ORGANISATIONS

ANVR	Greenview	Sustainable First
Asociación Nacional de Cadenas Hoteleras	Hostelling International	Sustainable Hospitality Alliance
Brazilian Tour Operators Association (Braztoa)	IbizaPreservation	Sustentur
Conservation Collective	Lombok Tourism Polytechnic	Responsible Tourism Society of India (RTSOI)
Cyprus Sustainable Tourism Organization	Pacific Asia Travel Association (PATA)	Travel Foundation
DTORR	Pick-upau Environmental Agency	Travel Without Plastics
Futouris e.V.	Roteiros de Charme	TUI Care Foundation
Global Ecotourism Network	RPM Program	Young Environmentalists Programme Trust
Global Sustainable Tourism Council (GSTC)	Searious Business	ZeroPlastic Movement
	Suomen Ekomatkaajat Oy	

Commitment area 1: Encourage affiliated organisations and businesses or partners to join the GTPI

Implementation progress

- > As seen in previous years, signatories use a range of outreach methods to encourage their affiliated organisations to join the GTPI, however there is no clear understanding of whether this results in new signatories.
- > Outreach approaches include direct engagement with potential signatories, awareness raising through events, presentations and workshops, and digital promotion through social media channels.

Challenges

- > There continues to be little effort to monitor whether outreach efforts result in new signatories for the GTPI.



Highlights

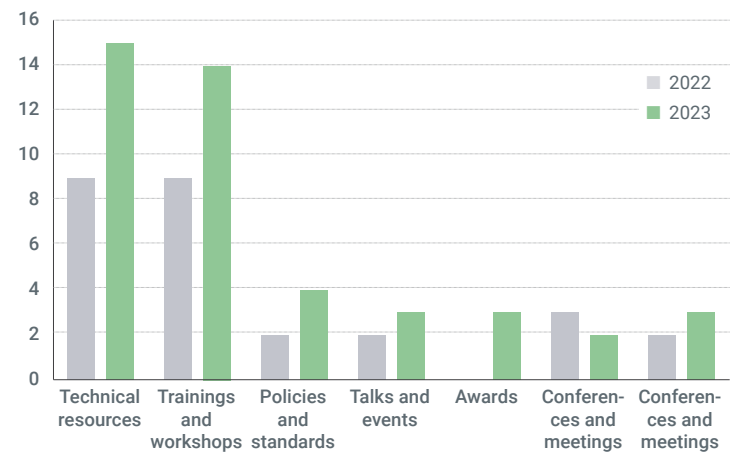
The [ZeroPlastic Movement](#), operating in Sri Lanka, introduced GTPI to over 50 affiliated organisations, businesses, and partners, primarily within the hospitality and tourism sectors. Outreach approaches adopted by the ZeroPlastic Movement included direct engagement with hoteliers and tourism operators, workshops and training sessions, and digital campaigns.

Commitment area 2: Advise and guide affiliated organisations and businesses or partners to better manage plastics in their operations

Implementation progress

- > Supporting organisations report a wide range of activities which were undertaken to guide their affiliated organisations to better manage plastics in their operations.
- > 58% of the reporting signatories developed or shared technical resources to build capacity of the tourism sector to improve plastics management. Resources include plastic waste reduction toolkits, best practice guidance, articles on the impact of plastic pollution, and case studies.
- > 54% of the reporting signatories delivered training to their networks through webinars and workshops. Some organisations also report working with partners to provide tailored support to reduce plastics in their operations.

FIGURE 12. METHODS USED BY GTPI SUPPORTING ORGANISATIONS TO GUIDE NETWORKS TO BETTER MANAGE PLASTICS



Challenges

- > No particular challenges were reported under this area.

Highlights

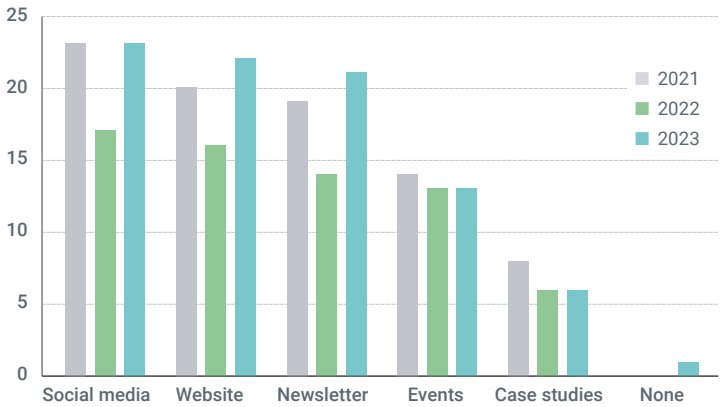
Lombok Tourism Polytechnic, based in Indonesia, conducted awareness campaigns and training sessions focused on sustainable waste management, emphasising plastic reduction strategies such as adopting reusable alternatives and minimising single-use plastics. Through collaborative projects, Lombok Tourism Polytechnic introduced best practices, criteria, and standards for responsible plastic management, incorporating guidelines from national and international sustainability frameworks. Additionally, Lombok Tourism Polytechnic facilitated knowledge-sharing sessions with industry experts and government representatives to help organisations develop and implement plastic reduction policies. Lombok Tourism Polytechnic also worked on pilot programmes within tourism-related businesses to integrate sustainable packaging, waste sorting systems, and plastic-free initiatives.

Commitment area 3: Communicate successes to affiliated organisations and businesses, partners, travellers, and key local stakeholders

Implementation progress

- > The distribution of engagement methods used by supporting organisations remains similar to previous years.
- > 82% use social media channels to communicate with their networks.
- > Websites and newsletters are also popular channels, used by 79% and 75% of reporting signatories respectively.
- > Half of the reporting organisations ran events to communicate successes with their networks.

FIGURE 13. ENGAGEMENT METHODS USED BY GTPI SUPPORTING ORGANISATIONS TO COMMUNICATE SUCCESSES TO THEIR NETWORKS



Challenges

- > No particular challenges were reported under this area.

Highlights

Sustentur, an NGO headquartered in Mexico, developed information to explain the importance of plastics in the tourism sector and promoted it through social media channels. Sustentur organised webinars with the support of UN Tourism to explain the GTPI to interested business and held a panel at its flagship event, the Sustainable & Social Tourism Summit in Mexico, with private and public sector representatives from Mexico and Central America to discuss the Less Plastic Guide, GTPI and the actions of hotels working to reduce plastic usage. The panel was attended by 300 people from the tourism sector in Mexico and Central America. As a result of outreach efforts by Sustentur, 10 new signatories joined the GTPI in 2023.

4.5 TOUR OPERATORS, TRAVEL AGENTS, AND PLATFORMS

This signatory category includes [tour operators](#), [travel agents](#), and [platforms](#). As with supporting organisations, GTPI commitments for this category focus on network engagement and communication rather than direct elimination of plastic.

41 signatories were already part of the GTPI network in 2023 and were invited to report. 17 organisations submitted a progress report. **These organisations serve approximately 3.3 million customers per year (excluding Booking.com) and over one billion room nights were booked via their platforms in 2023.**

This chapter is structured by the following commitment areas: encouraging affiliated organisations to join the GTPI; advising and guiding affiliated organisations to better manage plastic; and communicating successes. Findings are presented only in an aggregated form, without individual company profiles.

Reporting requirements

All tour operators, travel agents, and platforms are required to report via the GTPI reporting platform. Tour operators, travel agents, and platforms are not required to provide any plastic metrics.

Summary of findings

- > Improving engagement with tour operators, travel agents, and platforms will be important for the continued growth of the GTPI; while over half of the reporting signatories already report implementing activities to encourage their networks to join the GTPI, there is potential for even greater engagement.
- > 47% of reporting signatories provided training to their partners or shared technical resources to help them better manage plastics in their operations.
- > Social media and newsletters are the most popular engagement methods for tour operators, travel agents, and platforms to communicate successes to their network; each engagement method is used by 71% of reporting organisations.

REPORTING ORGANISATIONS

All for Nature Travel	Hostelworld Group	SNP Natuurreizen
Booking.com	Jordan Geography Travel	Soulful Safaris
Boutique Travel Experts	Matoke Tours	Sustenta Travel
Evaneos	Sawadee Reizen	Turama Pacific Travel Group
EXO Travel	Secret Scotland Tours	Waterbom Bali
Exodus	SITA, Travel Corporation India	

Commitment area 1: Encourage partners in the supply chain and at destination level to join the Global Tourism Plastics Initiative

Implementation progress

- > Signatories report a range of methods to increase awareness of the GTPI, such as:
 - Talking to partners about the initiative, including suppliers or hotel partners.
 - Hosting webinars on single-use plastics which bring attention to the GTPI.
 - Sharing information on the GTPI to new business partners.

Challenges

- > Almost half of the reporting signatories took no action in 2023 to encourage partners to join the GTPI.
- > Only one signatory reports having targets related to bringing new organisations to the GTPI.



Highlights

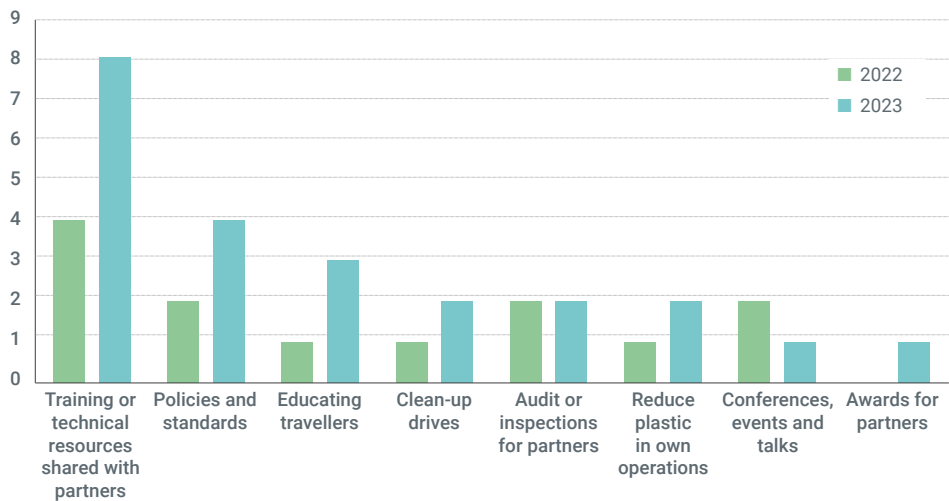
[Jordan Geography Travel](#), operating in Jordan, actively promotes sustainability across its supply chain, including encouraging partners to align with the GTPI. Key actions include educating suppliers on the importance of reducing plastic waste, prioritising working with accommodations and service providers with clear plastic reduction policies, collaborating with partners to install refill stations at accommodations and key travel points, and supporting local initiatives that provide biodegradable or reusable alternatives to plastic products. Jordan Geography Travel also guides partners to join sustainability certifications, including Travelife, which aligns with GTPI principles, and provides information on how they can formally commit to the GTPI and transition towards a circular economy for plastics.

Commitment area 2: Advise and guide partners in the supply chain and at destination level to better manage plastics in their operations

Implementation progress

- > 47% of reporting signatories provide training to their partners or share technical resources to help them better manage plastics in their operations.
- > Signatories report both working closely with supply chain partners to encourage them to improve their plastics management and with tourists to educate them on how to reduce their plastics usage during their trips.

FIGURE 14. METHODS USED BY GTPI TOUR OPERATORS, TRAVEL AGENTS, AND PLATFORMS TO GUIDE NETWORKS TO BETTER MANAGE PLASTICS



Challenges

- > No particular challenges were reported under this area.

Highlights

SITA, Travel Corporation India, is committed to promoting sustainable practices throughout the supply chain. SITA has established a robust framework to educate and support partners in adopting environmentally friendly practices. The organisation has established a sustainability policy which serves as a guiding principle for partners to adopt environmentally responsible practices, including waste management, water conservation, and energy efficiency. To foster a culture of sustainability within the supply chain, SITA also requires a formal agreement before partnering with suppliers (Supply Chain Code of Conduct) that outlines a shared commitment to sustainability, child protection, and environmental responsibility. SITA maintains open communication channels with partners to ensure that they are aware of our sustainability expectations and conducts regular trainings for suppliers and hotel partners on sustainability.

Commitment area 3: Communicate successes to partners in the supply chain and at destination level, suppliers, travellers, and key local stakeholders

Implementation progress

- > Social media and newsletters are the most popular engagement methods for tour operators, travel agents, and platforms to communicate successes to their networks. Each engagement method is used by 71% of reporting organisations.
- > The numbers of signatories using websites and events have also increased, rising since 2022 to 53% and 47% respectively.

FIGURE 15. ENGAGEMENT METHODS USED BY GTPI TOUR OPERATORS, TRAVEL AGENTS, AND PLATFORMS TO COMMUNICATE SUCCESSES TO THEIR NETWORKS



Challenges

- > As seen in previous years, case studies continue to be the least popular engagement method, with only one signatory reporting this form of engagement.

Highlights

Matoke Tours, a tour operator headquartered in the Netherlands, advises travellers to reduce the use of single-use plastic during trips through pre-departure information. Social media posts are used to inform travellers that reusable bottles are made available at various destinations, and information is [available on the company website](#) on how to reduce plastic.

5. CONCLUSIONS

5.1 WHAT IS THE CURRENT TRAJECTORY OF THE GTPI?

This report summarises the progress made by GTPI signatories across five commitment areas in 2023:

- 1) **Elimination of problematic and/or unnecessary plastics.** Food and drink services, hotel rooms, and bathrooms continue to be the primary focus for businesses working to eliminate plastics from operations. In many cases, reports suggest that signatories have successfully eliminated items for which there are well-established alternatives on the market. Maintaining progress over future years will require close collaboration with supply partners to identify innovative solutions for items which are proving more difficult to tackle. Accommodation providers are already working to implement solutions beyond the most common areas, as evidenced by multiple signatories reporting progress in kitchens for the first time.
- 2) **Introduction of reuse models or reusable alternatives.** As seen in previous years, food and drink services and rooms remain the most common areas in which signatories have moved towards reuse models or reusable alternatives to single-use plastic items and packaging. There has been a sharp increase in the signatories working on introducing reuse models in kitchens, reflecting a similar trend in the elimination of plastics. Supplier signatories report working on implementing innovative reusable and closed-loop alternatives to single-use items with clients such as football clubs and airlines and continuing to push refillable alternatives to miniature amenities containers for hospitality businesses.
- 3) **Engaging the value chain.** As in previous years, suppliers remain the most common group with which other signatory groups report ongoing engagement to identify sustainable alternatives to single-use plastic items and to implement take-back schemes for plastic packaging. Accommodation providers establishing procurement criteria on reusability, recyclability and compostability have increased sharply by 69%. Destinations implemented a wide range of activities to help coordinate the tourism sector, such as introducing sustainability certifications, providing access to training, technical resources and best practice guidelines, sharing local case studies, strengthening local waste management infrastructure in tourism hotspots, cleaning sites hit by plastic pollution, and raising public awareness and understanding of sustainable plastic management. Supporting organisations and tour operators, travel agents, and platforms also report working with network partners to provide training or access to technical guidance materials.

- 4) **Increasing recycled content.** There continues to be some confusion around this commitment area, with many actions referring to increasing recycling levels. However, accommodation providers continue to report actions implemented under this commitment area, such as increasing staff training and establishing internal operating guidelines on increasing recycled content. Some signatories continue to flag that increasing recycled content is considered as a lower priority than reducing overall plastic usage.
- 5) **Collaboration and investment.** Accommodation providers show continued investment in increasing recycling and composting rates, with 82% of reporting organisations providing training and means for staff to better sort solid waste and 42% investing directly in increasing recycling and sorting rates. Despite these reported actions, there is limited detail provided on the scale or nature of investments being made. Destinations report collaborating with a broad cross-section of value chain stakeholders to collaborate to implement activities such as awareness-raising or educational initiatives, collecting data on local plastic usage, working with the private sector to introduce sustainability certification schemes in the hospitality sector, and supporting local sustainable businesses or initiatives related to plastic management.

5.2 WHAT ARE THE FUTURE PRIORITIES?

As the initiative continues to grow and develop, the following priorities emerge from this reporting cycle:

- 1) **Deeper impact could be achieved by raising the ambition of signatory commitments.** This third reporting cycle has highlighted the continued progress of GTPI signatories and, in some cases, the full achievement of certain commitments. It would therefore be strategic to review existing commitments to build on the objectives achieved in the past few years and identify new areas of potential improvement for signatories. Strengthening commitments and exploring new areas of action will be essential to sustaining progress over time. As signatories begin to review their targets and feasible actions for the upcoming years, it is an opportunity for the GTPI to reflect on how to provide greater guidance in commitment areas which show less measurable progress, such as collaboration and investment or working to increase recycled content. As noted in the previous annual report, more detailed information and examples of actions which signatories should aim to achieve within each commitment area may encourage more active engagement among signatories.
- 2) **Strengthening supplier engagement is key to enabling systemic change across the tourism sector.** As a signatory category that has not seen growth since 2020, suppliers remain an underrepresented but critical stakeholder group for the GTPI to prioritise. To accelerate progress, the GTPI should aim to expand supplier participation and facilitate stronger collaboration across the tourism value chain. Many signatories already report engaging with suppliers; the GTPI could strengthen collaboration by mapping these existing partners and inviting them to join the initiative. Establishing long-term partnerships between tourism businesses and suppliers can support the development of innovative solutions for plastic items and packaging types that are particularly difficult to eliminate from operations. Greater coordination would also allow the tourism sector to pool demand and apply meaningful pressure on suppliers to invest in scalable sustainable solutions.
- 3) **Leveraging the multiplier effect created by the networks of existing signatories could lead to greater GTPI membership and increased awareness of the initiative across the tourism sector.** While a small number of highly engaged organisations have demonstrated strong leadership, there is potential to further utilise signatory networks to promote the initiative and increase the number of signatories which actively encourage new participation. The GTPI should identify signatories with networks with the potential for greater engagement to support signatories in reaching out to encourage partners to join the initiative and raise awareness of the GTPI resources freely available for tourism stakeholders to use.

UNEP and UN Tourism, as co-leads of the GTPI, remain committed to supporting and empowering signatories by facilitating the initiative's implementation through targeted capacity building, strategic participation in international fora, stakeholder engagement, and the provision of technical guidance at the destination level. These ongoing efforts aim to further strengthen the visibility, outreach, and overall impact of the initiative on a global scale.

5.3 RECOMMENDATIONS FOR THE TOURISM SECTOR

While this report is focused on the progress of the GTPI signatories, its insights have a broader relevance for the wider tourism sector. By adopting the following recommendations, tourism stakeholders globally can contribute to systemic change and accelerate a sectoral transition towards a circular economy for plastics:

> Maintain high sectoral ambition and implement commitments consistently across operations:

To effectively address plastic pollution, ambitious commitments must be matched by concrete, measurable actions at the individual business level. While many companies express support for sustainability goals, implementation often falls short in practice or is not achieved across all business units. Businesses should set time-bound targets, integrate plastic reduction strategies across operations, and regularly monitor and report on progress to ensure transparency and accountability. National and subnational tourism administrations and other relevant governmental entities also have a key role to play supporting the transition to a circular economy of plastics. Integrating objectives and actions related to circular economy of plastics in tourism policies and/or revising tourism standards, among other measures, can lead to broader change across the sector.

> Strengthen strategic collaboration with suppliers: Developing innovative alternatives to single-use products and piloting reuse models and circular solutions requires stable investment and collaboration between suppliers and tourism businesses. Establishing longer-term contracts that include clear sustainability expectations can incentivise suppliers to invest in alternatives and scale up production. Coordinated engagement, particularly across businesses operating in the same destination, can help align procurement needs and leverage bulk purchasing power. This collective demand sends a strong market signal, further incentivising suppliers to shift towards more sustainable practices and invest in scalable solutions. Stronger inclusion of circular economy of plastics in tourism policies can also support the collective demand from sector stakeholders for innovative solutions.

> Involve local communities and civil society to support effective implementation of regulation:

Policy measures, such as plastic bans, are more likely to succeed when local communities and civil society organisations are actively involved in their conception and implementation. Ongoing civic engagement can help identify practical challenges, support enforcement, and build public understanding and acceptance of new regulations. Tourism businesses should collaborate with local stakeholders to ensure that solutions are contextually appropriate, accessible, and contribute to local development, while aligning with broader national and international goals. Destination managers are well positioned to raise awareness of both visitors and host communities of plastic-related issues and support the local implementation of regulation.

Reducing plastic usage in tourism requires sustained sectoral ambition combined with concrete implementation, strategic supplier collaboration, as well as strong local engagement and supporting policy frameworks. These interconnected efforts are essential to drive systemic change and ensure that solutions are both scalable and locally grounded.

APPENDICES

Appendix A

List of organisations required to report in 2023

A.1 Reporting organisations

Accommodation, cruise, and vertically integrated businesses

Accor
Amsterdam Hostel
CHAO Hotel (Beijing)
Chumbe Island Coral Park
Club Med
El Granado Hostel
El Rio Hostel
Grupo Presidente
Hongkong and Shanghai Hotels
Hostal Rhodas
Hostel Cascabel
Iberostar
ITC Hotels Ltd.
Jaya House River Park Hotel
Karisma Hotels & Resorts
Melco Resorts & Entertainment
Palladium Hotel Group
Paradores
Phāea
PONANT Cruises
Pousada Serra Verde
Rogers Hospitality
Shunyoso Cultural Asset Preservation Society
Sirenis Hotels & Resorts
Six Senses
Sudima Hotels
SunBreeze Hotel
TEMES S.A.
Ten Knots Group
The Leela Palaces, Hotels and Resorts
TopLokatie Sauerland
TUI Group (TUI Hotels, Marella Cruises, TUI Cruises)
Vega Inn and Gardens

Destinations

National tourism organisations and other national governmental bodies

Azerbaijani Tourism Board (ATB)
República Dominicana, Consejo Nacional para el Cambio Climático y Mecanismo de Desarrollo Limpio (Dominican Republic, National Council for Climate Change and Clean Development Mechanism)

Local destination management organisations and other subnational governmental bodies

Department of Tourism & Cultural Affairs, Punjab, India (Punjab Tourism)
Direção Regional do Ambiente e Mar, Madeira, Portugal (DRAM, Regional Directorate of the Environment and the Sea), previously named Direção Regional do Ambiente e Alterações Climáticas (DRAAC, Regional Directorate of Environment and Climate Action)
Fundació Visit València, Spain
Thompson Okanagan Tourism Association (TOTA), Canada

Suppliers

deSter
Guava Amenities

Supporting organisations

ANVR
Asociación Nacional de Cadenas Hoteleras
Brazilian Tour Operators Association (Braztoa)
Conservation Collective
Cyprus Sustainable Tourism Organization
DTORR
Futouris e.V.
Global Ecotourism Network
Global Sustainable Tourism Council (GSTC)
Greenview
Hostelling International
IbizaPreservation
Lombok Tourism Polytechnic
Pacific Asia Travel Association (PATA)
Pick-upau Environmental Agency
Roteiros de Charme
RPM Program
Searious Business
Suomen Ekomatkaajat Oy
Sustainable First
Sustainable Hospitality Alliance
Sustentur
Responsible Tourism Society of India (RTSOI)
Travel Foundation
Travel Without Plastics
TUI Care Foundation
Young Environmentalists Programme Trust
ZeroPlastic Movement

Tour operators, travel agents, and platforms

All for Nature Travel
Booking.com
Boutique Travel Experts
Evaneos
EXO Travel
Exodus
Hostelworld Group
Jordan Geography Travel
Matoke Tours
Sawadee Reizen
Secret Scotland Tours
SITA, Travel Corporation India
SNP Natuurreizen
Soulful Safaris
Sustenta Travel
Turama Pacific Travel Group
Waterbom Bali

A.2 Organisations which did not report

Supporting organisations

ABTA - The Travel Association
8th Wave Events & Destinations
Arcenciel
Azerbaijan Hotel Association
Blue Community
Clewat
Common Seas
Considerate Group
Dark Sky Association
Environment and Social Development Organization (ESDO)
Esencialmente Destinos
Green Worms Eco Solutions
Indonesian Waste Platform
Mekong Tourism Coordination Office
MVO Nederland
Natufagus Tourism Consulting
Ocean Recovery Alliance
Phuket Hotel Association
Plastic Oceans Australasia
Positive Impact Forever
PT. PRAN INDO PERMATA ABADI (PT P.I.P.A.)
SEE Turtles
Society for Sustainable Tourism
The Chamber of Diving and Water Sports, Egypt
The International Aviation Waste Management Association (IAWMA)
Union of International Mountain Leader Associations (UIMLA)
Welfare Togo
Worldwide Association of Diving Instructors

Tour operators, travel agents, and platforms

Casartero Eco Posada
CGH Earth
Contiki Haus Schöneck
Discover Scotland Tours
DJOSER
Dreamtime
Ecoservices Dominicana
Europamundo
Far Horizon Tours
Fundacion Water Sports Plastic Free
G Adventures
Happy Trails! Asia (PT. Bagja Kumbara Nusantara)
LifeXperiences SL
Tour Operators Society of Kenya
Travel Agents Association of India
Travel Bhutan
Wilderness Patagonia - Travel Company

Appendix B

Plastic categorisation (I-III)

The table below is taken from the [GTPI Plastics Measurement Methodology for Accommodation Providers](#) and shows the criteria used to group plastic items and packaging into three categories.

Category I	<p>Industry prevalence/awareness: Over 40% of survey respondents responded that the item or packaging is being tracked by the hospitality industry in plastic reduction efforts.</p> <p>Industry action: Over 35% of survey respondents responded that the item or packaging is being eliminated by the hospitality industry in plastic reduction efforts.</p> <p>Property's level of control: Hotel generally has high level of control over the plastic item or packaging as it is intentionally purchased.</p> <p>Risk of littering: The plastic item or packaging is generally at very high/high risk of being littered.</p> <p>Typical usage intensity/Typical unit weight: The plastic item or packaging generally has high usage intensity and/or unit weight.</p>
Category II	<p>Industry prevalence/awareness: Between 30%-40% of survey respondents responded that the item or packaging is being tracked by the hospitality industry in plastic reduction efforts.</p> <p>Industry action: Over 30% of survey respondents responded that the item or packaging is being eliminated by the hospitality industry in plastic reduction efforts. An exceptional case is made for cling film which is significantly used by properties and is important to track despite the challenges involved in taking action.</p> <p>Property's level of control: The property generally has moderate level of control over the plastic item or packaging as the plastic component may not be intentionally purchased but happen to come along as packaging (e.g. sachets or sweet wrappers).</p> <p>Risk of littering: The plastic item or packaging is generally at high risk of being littered.</p> <p>Typical usage intensity/Typical unit weight: The usage intensity and unit weight of the plastic item or packaging ranges from low to high.</p>
Category III	<p>This category captures all remaining plastic items and packaging that are commonly used by properties and are relevant to the reporting boundaries of GTPI.</p>

The following tables show the full list of plastic items and packaging per category as set out in the previous table.

Category I

No.	Plastic Item/Packaging	Area	Definition
1	Garbage bags	Rooms Bathrooms Food and drink services Service areas Back-of-house areas	This refers to all garbage bags used across a property's operations, from the small bin liners in bathrooms and guest rooms to the large garbage bags where all waste collected across the property eventually ends up in.
2	Mini toiletry bottles	Bathrooms	This refers to the small bottles for wet amenities such as shower gel, shampoo, conditioner and body lotion. They typically contain an amount that is sufficient for less than three or four uses. In 2019, California, USA, introduced a legislation to ban mini toiletry bottles which have a capacity under 170g (6 ounces).
3	Packaging around dry room amenities	Bathrooms Rooms	This refers to the single-use plastic packaging around dry room amenities such as toothbrushes, solid soap bars, vanity kits, shaving kits, bathrobes, slippers, shoe shines, sewing kits, drinking cups etc.
4	Stirrers	Food and drink services Service areas	This refers to the single-use plastic stirrers served with beverages.
5	Straws	Food and drink services	This refers to single-use plastic straws.
6	Takeaway containers	Food and drink services	This refers to the single-use plastic containers that are used to contain food and offered to guests, typically for takeaways but also for other instances such as in-room dining. For reporting purposes, this excludes containers that are non-plastic (e.g. paper) with a plastic lining.
7	Takeaway cups	Food and drink services Service areas	This refers to the single-use plastic cups made of plastic, including EPS. For reporting purposes, this excludes containers that are non-plastic (e.g. paper) with a plastic lining.
8	Takeaway cup lids	Food and drink services Service areas	This refers to the single-use cup lids made of plastic.
9	Takeaway cutlery	Food and drink services Service areas	This refers to single-use plastic cutlery such as plastic knives, forks and spoons. This does not include any additional plastic packaging that may be used to wrap around the cutlery, and that should be separately accounted, if used.
10	Toothbrushes	Bathrooms	This refers to the toothbrush with plastic handles and bristles. This excludes the plastic packaging (usually a thin clear plastic) that wraps around the toothbrush, which should be included under the item 'Packaging around dry room amenities'. Toothbrushes with non-plastic handles do not need to be included, even if the bristles are still in plastic. This is because market solutions for nonplastic bristles are not readily available currently.
11	Water bottles (below 750ml)	Rooms Food and drink services Service areas Back-of-house areas	This refers to single-use plastic bottles served to guests, typically less than 750ml. They generally contain mineral or purified water. Water bottles or containers that are 750ml and above should be tracked as a separate item category since they generally serve a different purpose, ie not directly offered to guests.

Category II

No.	Plastic Item/Packaging	Area	Definition
1	Bags and packaging for chips and sweets	Rooms Food and drink services	This refers to the various snack items served in guest room minibars and other food and drink services. They commonly include, but are not limited to, plastic packaging for chips, nuts, sweets, and chocolate bars. The material used is typically LDPE, PP, multi-material laminated films (such as snack bags and foil pouches).
2	Cling film	Kitchens	This refers to the plastic film used to seal food items. This is a common item that is used significantly in kitchens. The material used is typically PVC.
3	Disposable plastic plates	Food and drink services Service areas	This refers to the single-use plastic plates that are typically used for serving food in meetings and events. These are typically made of plastic, including EPS. For reporting purposes, this excludes plates that are non-plastic (e.g. paper) with a plastic lining.
4	Laundry bags (for collection)	Rooms	This refers to the single-use plastic bags that are used to collect dirty laundry from the guest rooms. They are typically made of HDPE, LDPE or LLDPE.
5	Plastic beverage bottles (below 750ml)	Rooms Food and drink services	This refers to the various single-use plastic bottles that is served directly to the guests (typically less than 750ml) that is filled with tonic water, soda, juice, and other beverages. They are usually made of PET. Bulk bottles for beverages and syrups that are 750ml and above should be tracked as a separate item category since they generally serve a different purpose, i.e. not directly offered to guests.
6	Sachets or packets for single-serve condiments	Rooms Food and drink services	This refers to the plastic wrapping around single serve condiments such as jam, tomato sauce and coffee creamers.
7	Takeaway bags	Food and drink services Service areas	This refers to the plastic bags that are used for takeaway items. They are typically made of HDPE, LDPE or linear LDPE (LLDPE).
8	Takeaway condiment containers	Food and drink services Service areas	This refers to the single-use mini plastic containers (including lids) for condiments such as chilli or tomato sauce. These are sometimes termed as souffle cups. For reporting purposes, these plastic containers exclude containers that are non-plastic (e.g. paper) with a plastic lining.
9	Toothpaste	Rooms	This refers to the single-use disposable toothpaste tubes. The tube is typically made of a combination of HDPE and a thin layer of aluminium, and the cap made of PP.

Category III

No.	Area	Item
1	All areas	Plastic bags (assorted)
2	Bathrooms	Cotton ear buds
3	Bathrooms	Disposable bath salt packaging/containers
4	Bathrooms	Hygiene products (e.g. tampon etc.)
5	Bathrooms	Hygiene ribbons around toilets
6	Bathrooms	Loofahs
7	Bathrooms	Mouthwash bottles
8	Bathrooms	Sanitary bags
9	Bathrooms	Shavers
10	Bathrooms	Shaving cream
11	Bathrooms	Shower caps
12	Cleaning	Containers for cleaning products
13	Cleaning	Detergent bottles
14	Cleaning	Spray bottles
15	Cleaning	Wet wipes (for back-of-house cleaning)
16	Food and drink services	Assorted bakery packaging (e.g. cake boxes, plastic cookie bags)
17	Food and drink services	Cocktail picks
18	Food and drink services	Toothpicks
19	Food and drink services	Wet wipes (for F&B)
20	Food and drink services	Yoghurt cups and similar
21	Food and drink services	Coffee capsules
22	Food and drink services	Packaging for tea bags
23	Kitchens	Disposable aprons
24	Kitchens	Disposable baking transfer sheets
25	Kitchens	Disposable hair nets
26	Kitchens	Disposable moulds for baking
27	Kitchens	Disposable net bags (e.g. for vegetables)
28	Kitchens	Disposable piping bags / pastry sleeves
29	Kitchens	Disposable sponges
30	Kitchens	Packaging of food (Secondary packaging, e.g. shrink wrap)
31	Kitchens	Plastic beverage bottles (750ml and above)
32	Kitchens	Plastic syrup bottles/juice concentrates
33	Kitchens	Tasting spoons
34	Kitchens	Vacuum bags (for food / sous vide cooking)
35	Kitchens	Water bottles (750ml and above)
36	Kitchens Cleaning	Disposable gloves

No.	Area	Item
37	Logistics	Packaging materials (foam peanuts, raffia string etc.)
38	Logistics	Pallet wraps
39	Logistics	Polystyrene ice boxes
40	Others	Balloons and balloon holders
41	Others	Other plastic decorations
42	Rooms	Combs
43	Rooms	Disposable ashtrays
44	Rooms	Disposable corkscrews
45	Rooms	Disposable shirt collar and pant clips
46	Rooms	Disposable shoe shines
47	Rooms	Disposable shoehorns
48	Rooms	Disposable slippers
49	Rooms	Door hangers
50	Rooms	Garment covers (for delivery)
51	Rooms	Glass covers
52	Rooms	Hair brushes
53	Rooms	Keycards
54	Rooms	Newspaper holder bags
55	Rooms	Packaging around clean linen and towel
56	Rooms	Packaging around glasses/cups
57	Rooms	Packaging around slippers
58	Rooms	Sewing kit
59	Rooms	Turndown gifts
60	Rooms	Vanity kit
61	Service Areas	All-inclusive wrist bands
62	Service Areas	Disposable swim caps
63	Service Areas	Disposable undergarments
64	Service Areas	Packaging around corporate gifts (e.g. pens)
65	Service Areas	Sunscreen bottles
66	Service Areas	Umbrella cover
67	Hygiene-related	Disposable face masks
68	Hygiene-related	Disposable face shields
69	Hygiene-related	Plastic wrapping around hightouch surfaces
70	Hygiene-related	Plastic wrapping around dishes and cutleries for dine-in or room
71	Hygiene-related	Disposable gowns
72	Hygiene-related	Disposable shoe covers
73	Hygiene-related	Disposable medical caps
74	Hygiene-related	Mini hand sanitiser bottles

Appendix C

Phased plastic reporting approach

The table below is taken from the [GTPI Plastics Measurement Methodology for Accommodation Providers](#).

The GTPI recognises that it can be challenging for organisations to report on their full plastic usage in one year. The methodology helps to prioritise different plastics and provide a phased approach to measurement and reporting.

	Year 1	Year 2	Year 3
Category I	<p>Report data for all Category I items which fall within your priority areas, using extrapolations where necessary.</p> <p>Put a plan in place to identify data collection requirements and other issues in order to be able to report against all Category I items used by Year 2.</p>	<p>Report for all identified Category I items, using extrapolations where necessary.</p>	<p>Report for all identified Category II items, using extrapolations where necessary.</p>
Category II	<p>Where data is readily available, report data for those Category II items which fall within identified priority areas.</p> <p>Put a plan in place to collect data / estimations for remaining priority area items by Year 2.</p>	<p>Report data for all Category II items which fall within the priority areas, using extrapolations where necessary.</p> <p>Put a plan in place to identify data collection requirements and other issues in order to be able to report against all Category II items used by Year 3.</p>	<p>Report for all identified Category II items, using extrapolations where necessary.</p>
Category III	<p>Identify items which are in use and in priority areas.</p> <p>Where data is available for 'priority area' items it can be reported if desired. Where not a plan should be in place to report by Year 3.</p> <p>Plans should be made to eliminate all items and progress should be noted annually.</p>	<p>Where data is available for 'priority area' items it can be reported if desired. Where not a plan should be in place to report by Year 3.</p> <p>For all Category III items which are in operations elimination progress should be noted.</p>	<p>Report for all 'priority area' items.</p> <p>For all Category III items which are in operations, elimination progress should be noted.</p>



One planet
handle with care



Global Tourism
Plastics Initiative



UN Tourism